



SAN ANTONIO SPURS
2017-2018
PRESEASON
GUIDE





2017-18 SPURS PRESEASON GUIDE

TABLE OF CONTENTS

MEDIA INFORMATION.....	2
SPURS TRAINING CAMP ROSTER.....	3
PLAYER BIOS.....	5
SPURS STAFF BIOS.....	29
2016-17 TEAM STATS.....	34
SPURS PRESEASON HISTORY.....	43



PRESEASON MEDIA INFORMATION

WELCOME: On behalf of the entire Spurs organization, we would like to thank you for your coverage of the 2017-18 San Antonio Spurs season. We look forward to working with you once again this year. If you should require any additional information or have any other needs please do not hesitate to contact any member of the Spurs media relations department.

PRACTICES: All team practices are closed to the media with the exception of the last 15 minutes, which will be open to the media. Players and staff will be available during this time frame. Please contact a member of the Spurs basketball communications department to confirm start of practice times and the site of practice. You can also check the the Spurs PR Twitter account for updated practice times at @SpursPR.

MEDIA ENTRANCE, WILL CALL & PARKING: The media entrance is located in the Northwest corner (rear) of the AT&T Center. From the media parking lot proceed to the right towards the rear of the building and the entrance will be on your left. All approved credentials can be picked up at the media entrance beginning three hours prior to game time. There is a limited number of media parking spaces provided to the media on a first-come, first-serve basis. The media parking lot is located off of AT&T Center Parkway (Gate D Entrance). If you need to request parking, please make arrangements with Jordan Howenstine by email via jhowenstine@attcenter.com.

MEDIA AVAILABILITY: All interview requests should be directed to Tom James. In accordance with NBA policy, both Spurs and visiting locker rooms will be open to members of the media for a 30-minute period prior to game time and 15 minutes following the conclusion of the game. Players and coaches are available for interviews at this time. Only working members of the media with valid credentials will be allowed into the locker rooms.

MEDIA WORKROOM: The media workroom is located on the event level in the Southeast corner of the AT&T Center, and is accessible only with a valid credential. The room opens three hours prior to game time. The media workroom is equipped with free wireless internet. Game notes, media guides, running sheets and other relevant information will be available in the media workroom prior to the game. In addition, play-by-play sheets, halftime and final box scores and postgame quotes will be placed in the media workroom following the game.

MEDIA DINING ROOM: Next door to the media workroom is the Spurs media dining room where dinner is provided prior to the game at no cost to working media. Meal service begins three hours prior to the scheduled start time of the game. Snacks will be available during halftime. A Spurs media credential or NBA season pass is needed to gain access to the media dining room.

AT&T CENTER MEDIA SEATING: The AT&T Center is set up to accommodate media members with seating in Sections 107, 110 and 125. Additional media seating is located along on the plaza level in Sections 101-103 and 126-128. Please check the seating charts located in the media workroom and in the media dining room in order to find your seat. If your name is not on the seating chart, you are welcome to watch the game on the televisions located in the media workroom.

BASKETBALL COMMUNICATIONS STAFF

TOM JAMES

Director of Basketball Comm.
(210) 444-5730 – Office
(210) 823-8921 – Cell
tjames@attcenter.com

KRIS DAVIS

Basketball Comm. Manager
(210) 444-5731 – Office
(210) 849-7069 – Cell
kdavis@attcenter.com

JORDAN HOWENSTINE

Basketball Comm. Coordinator
(210) 444-5733 – Office
(517) 648-7752 – Cell
jhowenstine@attcenter.com

LAUREN VENTICINQUE

Basketball Comm. Assistant
(210) 444-5733 – Office
(210) 392-1047 – Cell
lventicinque@attcenter.com



SAN ANTONIO TRAINING CAMP ROSTER 2017-18

SPURS ALPHABETICAL TRAINING CAMP ROSTER

NO	PLAYER	POS.	HT.	WT.	DOB	FROM	YEARS
12	LaMarcus Aldridge	F	6-11	260	07/19/85	Texas/USA	11
1	Kyle Anderson	G/F	6-9	230	09/20/93	UCLA/USA	3
42	Davis Bertans	F	6-10	210	11/12/92	Laboral Kutxa/Latvia	1
37	Amida Brimah	C	6-10	230	02/11/94	UConn/Ghana	R
33	Matt Costello	F/C	6-10	240	08/05/93	Michigan State/USA	R
11	Bryn Forbes	G	6-3	190	07/23/93	Michigan State/USA	1
16	Pau Gasol	F/C	7-0	250	07/06/80	FC Barcelona/Spain	16
22	Rudy Gay	F	6-8	230	08/17/86	Connecticut/USA	11
20	Manu Ginobili	G	6-6	205	07/28/77	Kinder Bologna/Argentina	15
14	Danny Green	G/F	6-6	215	06/22/87	North Carolina/USA	8
24	Darrun Hilliard	G	6-6	220	04/13/93	Villanova/USA	2
77	Joffrey Lauvergne	F	6-11	260	09/30/91	Khimki/France	3
2	Kawhi Leonard	F	6-7	230	06/29/91	San Diego State/USA	6
8	Patty Mills	G	6-0	180	08/11/88	St. Mary's (CA)/Australia	8
5	Dejounte Murray	G	6-5	170	09/19/96	Washington/USA	1
9	Tony Parker	G	6-2	185	05/17/82	Paris Racing/France	16
3	Brandon Paul	G	6-4	200	04/30/91	Illinois/USA	R
7	London Perrantes	G	6-2	190	10/03/94	Virginia/USA	R
4	Derrick White	G	6-4	190	07/02/94	Colorado/USA	R

SPURS COACHING STAFF

Head Coach:	Gregg Popovich (Air Force Academy)
Assistant Coaches:	Ettore Messina (Italy) Ime Udoka (Portland State) James Borrego (University of San Diego) Chip Engelland (Duke) Becky Hammon (Colorado State) Will Hardy (Williams College)
Director of Medical Services:	Phil Coles (University of Sydney)
Head Athletic Trainer:	Will Sevensing (Wisconsin-La Crosse)
Assistant Trainer:	Paul West (Linfield College)
Athletic Performance Coor.:	Anthony Falsone (Stephen F. Austin)



HOW THE SPURS ROSTER WAS BUILT

THE NBA DRAFT

Manu Ginobili	Second round pick in 1999 NBA Draft, 57th overall selection
Tony Parker	First round pick in 2001 NBA Draft, 28th overall selection
Kyle Anderson	First round pick in 2014 NBA Draft, 30th overall selection
Dejounte Murray	First round pick in 2016 NBA Draft, 29th overall selection
Derrick White	First round pick in 2017 NBA Draft, 29th overall selection

FREE AGENTS

Danny Green	Signed on 3/16/11	Brandon Paul	Signed on 7/14/17
Patty Mills	Signed on 3/27/12	Joffrey Lauvergne	Signed on 7/18/17
LaMarcus Aldridge	Signed on 7/9/15	Matt Costello	Signed on 7/24/17
Pau Gasol	Signed on 7/14/16	London Perrantes	Signed on 8/23/17
Bryn Forbes	Signed on 7/14/16	Darrun Hilliard	Signed on 9/11/17
Rudy Gay	Signed on 7/6/17	Amida Brimah	Signed on 9/25/17

TRADES

Kawhi Leonard	Obtained draft rights to Kawhi Leonard, Davis Bertans and Erazem Lorbek from the Indiana Pacers for George Hill (6/23/11)
Davis Bertans	Obtained draft rights to Kawhi Leonard, Davis Bertans and Erazem Lorbek from the Indiana Pacers for George Hill (6/23/11)
















THE SPURS



THE SILVER AND BLACK



Forward | 6-11 | 240 | 12th Season | Texas | 7/19/85

REGULAR SEASON HIGHS

MINUTES	54, vs. LA Clippers, 12/12/08
POINTS	44, vs. Denver, 1/23/14
REBOUNDS	25, vs. Houston, 12/12/13
ASSISTS	8, vs. Atlanta, 11/12/12
STEALS	5, at San Antonio, 12/19/14
BLOCKS	7, at Denver, 12/28/10

PLAYOFF HIGHS

	47, vs. Dallas, 4/23/11
	46, at Houston, 4/20/14
	18, at Houston, 4/20/14
	5, vs. Memphis, 4/25/15
	4, vs. Dallas, 4/23/11
	5 (2), vs. Phoenix, 4/29/10

2016-17: Started in each of his 72 appearances, averaging 17.3 points, 7.3 rebounds, 1.9 assists and 1.22 blocks in 32.4 minutes ... shot .477 from the field, .411 from three-point range and .812 from the free throw line ... scored in double figures 67 times, including 20 games with 20-plus points ... logged a team-best 18 double-doubles ... recorded the most total blocks on the team with 88 on the season ... led the team in rebounds 22 times and in scoring 13 times ... scored his 15,000th career point on 3/23 vs. Memphis ... notched a double-double of 18 points and 10 rebounds along with 2 assists, 2 blocks and 1 steal on 3/4 vs. Minnesota ... tallied a double-double of 21 points (10-19 FG) and 15 rebounds along with 3 blocks on 3/3 at New Orleans ... posted his fourth consecutive double-double and 12th of the season when he registered 15 points and 10 rebounds on 2/12 at New York ... tallied a double-double with 15 points (5-10 FG, 5-6 FT) and 10 rebounds on 2/8 at Philadelphia ... recorded a double-double of 13 points and 10 rebounds on 2/6 at Memphis ... logged a double-double of 14 points and 14 rebounds on 1/27 at New Orleans ... led the team in scoring and rebounding as he recorded 21 points (6-14 FG, 9-11 FT), 7 rebounds, 2 assists and a steal on 1/24 at Toronto ... notched a double-double of 16 points (7-14 FG, 2-4 FT) and a game-high 12 rebounds along with 6 assists on 1/21 at Cleveland ... logged 29 points (12-20 FG, 5-6 FT), 4 rebounds, 3 assists and 2 blocks on 1/17 vs. Minnesota ... registered his seventh double-double of the season with 15 points (5-9 FG, 5-6 FT) and 11 rebounds on 1/7 vs. Charlotte ... led San Antonio with a game-high 28 points (11-18 FG, 1-1 3FG, 5-6 FT) on 1/5 at Denver ... tallied his sixth double-double of the season with 27 points (12-17 FG, 1-1 3FG, 5-6 FT) and a game-high-tying 13 rebounds along with 3 blocks and 2 assists on 1/1 at Atlanta ... was in double figures in 27 of 30 games on the season ... logged 27 points (10-12 FG, 7-9 FT), 8 rebounds and 2 assists on 12/28 vs. Phoenix ... recorded 20 of his season-high 33 points (15-20 FG, 3-6 FT) in the first quarter and started the game by going 11-for-11 from the floor on 12/25 vs. Chicago ... on 12/23 at Portland, registered a double-double of 18 points (7-18 FG, 4-4 FT) and a game-high 14 rebounds along with a team-leading 6 assists and 3 steals ... scored a team-high 24 points (9-17 FG, 1-3 3FG, 5-6 FT) along with 7 rebounds and a steal in 33 minutes on 11/26 at Washington ... led the team in scoring with 23 points (10-14 FG, 1-1 3FG, 2-2 FT), 6 rebounds, 3 blocked shots, 2 assists and 2 steals in 36 minutes on 11/18 at L.A. Lakers ... scored 21 points (8-16 FG, 1-1 3FG, 4-4 FT), 6 rebounds, 2 assists, 2 steals and 2 blocks on 11/16 at Sacramento ... tallied his third double-double of the season on 11/12 at Houston by scoring 16 points and 10 rebounds with 2 assists and 3 blocks ... logged a second double-double on 11/11 vs. Detroit with 14 points and 12 rebounds ... recorded his 14,000th career point and was perfect from long range, hitting a career high of three three-pointers on 11/5 vs. L.A. Clippers ... tallied a double-double during the season opener at Golden State on 10/25 with 26 points (10-20 FG, 1-1 3FG, 5-6 FT) and a team-high 14 rebounds along with 3 assists ... logged one DNP-CD (11/21) ... sat out four games due to rest (10/30, 12/14, 3/8) ... missed one game with gastroenteritis (1/10) ... sat out one game with a sore right knee (2/2) ... missed two games, medical (3/11-3/13) ... missed one game with a left thumb sprain (4/2).

Started in all 16 playoff games, averaging 16.5 points, 7.4 rebounds, 1.5 assists and 1.00 blocks in 33.6 minutes ... shot .458 from the field and .764 from the free throw line ... led the team with his 28 points, 8 rebounds, 3 assists and 3 steals on 5/14 at Golden State ... finished with a game-leading 34 points (16-26 FG, 2-2 FT) and a team-best 12 rebounds on 5/11 at Houston ... posted a double-double of 18 points and 14 rebounds on 5/9 vs. Houston ... logged 26 points (12-20 FG, 2-3 FT), 7 rebounds, 4 blocks and 2 assists on 5/5 at Houston ... registered 15 points, 8 rebounds and 2 blocks on 5/3 vs. Houston ... tallied a double-double of 17 points and 12 rebounds on 4/27 at Memphis ... posted a double-double of 16 points (5-8 FG, 6-10 FT) on 4/20 at Memphis.

CAREER NOTES: Is in his 12th NBA season, his third with the Spurs ... spent his first nine seasons with the Portland Trail Blazers ... a four-time All-NBA performer, named to the Second Team in 2015 and the Third Team in 2011, 2014 and 2016 ... one of only four players in the league to be named to the All-NBA Team in each of the three seasons from 2014-16, along with LeBron James, Stephen Curry and Chris Paul ... selected an NBA All-Star in each of the five seasons from 2011-16 ... named to the NBA All-Rookie First Team in 2007 ... one of just three players (LeBron James, Dwyane Wade) to score 1,000 points or more in each of the last 10 seasons ... has been named Western Conference Player of the Month once and NBA Player of the Week on nine occasions ... in his NBA career has appeared in 794 games, averaging 19.1 points, 8.3 rebounds, 1.9 assists and 1.04 blocks in 34.9 minutes ... shooting .487 from the field and .802 from the foul line ... has seen action in 44 playoff games, averaging 22.1 points, 8.7 rebounds, 1.70 blocks and 1.5 assists in 34.7 minutes ... originally drafted by the Chicago Bulls with the 2nd overall pick in the 2006 NBA Draft, before being dealt to Portland on draft night ... played two seasons at the University of Texas at Austin (2004-06), where he was named to the All-Big 12 First Team and was Big 12 Defensive Player of the Year in 2006.

NBA REGULAR SEASON STATISTICS

Year	TEAM	G	MINS	FGM-FGA	PCT	FTM-FTA	FT%	FG3-FG3A	PCT	OFF-DEF-TOT	R/G	AST	A/G	PF	DQ	STL	BLK	PTS	AVG
06-07	POR	63	1392	241-479	.503	83-115	.722	0-2	.000	144-168-312	5.0	24	0.4	186	3	22	73	565	9.0
07-08	POR	76	2649	561-1160	.484	227-298	.762	1-7	.143	220-358-578	7.6	122	1.6	240	7	55	94	1350	17.8
08-09	POR	81	3004	601-1243	.484	261-334	.781	7-28	.250	234-371-605	7.5	157	1.9	207	4	77	77	1470	18.1
09-10	POR	78	2922	579-1169	.495	230-304	.757	5-16	.313	192-435-627	8.0	160	2.1	231	2	67	48	1393	17.9
10-11	POR	81	3211	707-1415	.500	351-444	.791	4-23	.174	278-431-709	8.8	170	2.1	220	3	82	94	1769	21.8
11-12	POR	55	1994	483-943	.512	223-274	.814	2-11	.182	150-292-442	8.0	134	2.4	153	1	51	45	1191	21.7
12-13	POR	74	2790	638-1318	.484	282-348	.810	2-14	.143	175-495-670	9.1	192	2.6	187	1	62	91	1560	21.1
13-14	POR	69	2498	652-1423	.458	296-360	.822	3-15	.200	166-599-765	11.1	178	2.6	147	1	63	68	1603	23.2
14-15	POR	71	2512	659-1415	.466	306-362	.845	37-105	.352	177-549-726	10.2	124	1.7	125	0	48	68	1661	23.4
15-16	SA	74	2261	536-1045	.513	259-302	.858	0-16	.000	176-456-632	8.5	110	1.5	151	0	38	81	1331	18.0
16-17	SA	72	2335	500-1049	.477	220-271	.812	23-56	.411	172-351-523	7.3	139	1.9	158	0	46	88	1243	17.3
TOTALS		794	27568	6157-12695	.486	2738-3412	.802	84-293	.287	2084-4505-6589	8.3	1510	1.9	2005	22	611	827	15136	19.1



Guard/Forward | 6-9 | 230 | Fourth Season | UCLA | 9/20/93

REGULAR SEASON HIGHS

MINUTES	38, at Dallas, 4/7/17
POINTS	15 (2), at Dallas, 4/13/16
REBOUNDS	11, at Golden State 4/7/16
ASSISTS	7, at Memphis, 3/28/16
STEALS	5 (2), at LA Clippers, 12/22/16
BLOCKS	2 (7), at Dallas, 4/7/17

PLAYOFF HIGHS

27, vs. Golden State, 5/22/17
20, vs. Golden State, 5/22/17
9, vs. Golden State, 5/20/17
5, vs. Golden State, 5/20/17
4, vs. Golden State, 5/22/17
1 (5), vs. Golden State, 5/20/17

2015-16: Started in 14 of his 72 appearances, averaging 3.4 points, 2.9 rebounds and 1.3 assists in 14.2 minutes ... shot .445 from the field, .375 from three-point range and .789 from the free throw stripe ... scored in double figures four times ... led the team in steals 11 times and in blocks seven times ... tallied eight games with at least 3 steals ... registered 9 points (4-10 FG), 10 rebounds, 4 assists, 3 steals and 2 blocks on 4/7 at Dallas ... tallied 13 points (5-7 FG, 1-2 3FG, 2-2 FT), 8 rebounds and a season-best 6 assists on 3/11 vs. Golden State ... posted 9 points (4-8 FG, 1-2 3FG), 4 rebounds, 4 assists and 2 steals in 24 minutes on 3/8 vs. Sacramento ... logged 8 points (3-6 FG, 1-3 3FG, 1-1 FT) and 6 rebounds on 2/15 at Orlando ... recorded a season-high 14 points (6-10 FG, 1-1 3FG, 1-2 FT) along with 3 rebounds, 3 assists and 2 blocks on 1/23 at Brooklyn ... tallied 8 points (4-5 FG), 7 rebounds, a game and career-high-tying 5 steals on 12/22 at L.A. Clippers ... finished with 11 points (2-4 FG, 1-2 3FG, 6-6 FT), 6 rebounds and 4 assists in 21 minutes on 12/6 at Minnesota ... tallied 8 points (3-6 FG, 1-2 3FG, 1-2 FT), 6 rebounds and 3 assists on 11/11 vs. Detroit ... recorded 5 points (2-3 FG, 1-1 3FG) along with a rebound and an assist at Miami on 10/30 ... registered 5 points and 7 rebounds vs. New Orleans on 10/26 ... pulled down a team-high 8 rebounds at Sacramento on 10/27 ... sat out nine games DNP-CD (11/12, 11/25, 12/2, 12/20, 1/10, 3/1-3/3, 3/6, 3/23) ... missed one game with a right knee sprain (3/9).

Appeared in 15 playoff games with one start, averaging 5.5 points, 3.1 rebounds and 1.7 assists in 13.0 minutes ... shot .563 from the field, .300 from long range and .727 from the charity stripe ... finished with a new playoff career-high 20 points (8-14 FG, 1-2 3FG, 3-4 FT), 6 rebounds, 2 assists and 4 steals on 5/22 vs. Golden State ... logged 6 points (3-3 FG) and postseason career bests with 9 rebounds and 5 assists on 5/20 vs. Golden State ... tallied 7 points (3-7 FG, 1-3 3FG), 6 rebounds and 3 assists on 5/11 at Houston ... recorded 8 points (4-6 FG), 4 rebounds and 2 assists on 5/7 at Houston ... tallied 9 points (3-5 FG, 3-4 FT), 2 rebounds and 2 steals on 5/1 vs. Houston ... registered 15 points (6-7 FG, 1-1 3FG, 2-3 FT), 3 assists and 2 rebounds on 4/20 at Memphis ... sat out one game DNP-CD (4/27).

CAREER NOTES: Is in his fourth NBA season, all with the Silver and Black ... was selected by the Spurs with the 30th overall pick in the 2014 NBA Draft ... has appeared in 183 NBA games, averaging 3.7 points, 2.9 rebounds and 1.3 assists in 14.3 minutes ... has seen action in 25 playoff games, averaging 4.2 points, 2.8 rebounds and 1.3 assists in 13.0 minutes ... spent part of the 2014-15 season with the Austin Spurs, San Antonio's NBA D-League affiliate ... averaged 22.8 points, 8.8 rebounds and 4.7 assists for the Austin Spurs in the month of February en route to being named the NBA Development League Player of the Month ... in 26 total games with Austin, averaged 21.3 points, 8.7 rebounds, 4.8 assists, 1.96 steals and 1.46 blocks in 40.1 minutes while shooting .447 from the floor ... played on the Spurs Summer League in three summers from 2014-16 ... named the MVP of the 2015 Las Vegas Summer League after averaging 21.0 points, 6.0 rebounds, 1.9 assists and 1.10 steals in 27.3 minutes over seven games, helping the Spurs win the 2015 Las Vegas Summer League Championship.

NBA REGULAR SEASON STATISTICS

Year	TEAM	G	MINS	FGM-FGA	PCT	FTM-FTA	FT%	FG3-FG3A	PCT	OFF-DEF-TOT	R/G	AST	A/G	PF	DQ	STL	BLK	PTS	AVG
14-15	SA	33	358	31-89	.348	9-14	.643	3-11	.273	5-67-72	2.2	28	0.8	28	0	15	7	74	2.2
15-16	SA	78	1245	138-295	.468	62-83	.747	12-37	.324	25-219-244	3.1	123	1.6	97	0	60	29	350	4.5
16-17	SA	72	1020	93-209	.445	45-57	.789	15-40	.375	33-175-208	2.9	91	1.3	63	0	51	26	246	3.4
TOTALS		183	2623	262-593	.442	116-154	.753	30-88	.341	63-461-524	2.9	242	1.3	188	0	126	62	670	3.7



REGULAR SEASON HIGHS

MINUTES	39, at Dallas, 4/17/17
POINTS	21, vs. Charlotte, 1/7/17
REBOUNDS	6 (2), vs. Philadelphia, 2/2/17
ASSISTS	4, vs. Boston, 12/14/16
STEALS	2 (3), at Dallas, 4/7/17
BLOCKS	2 (6), at Portland, 4/10/17

PLAYOFF HIGHS

	20, vs. Golden State, 5/20/17
	13, at Golden State, 5/16/17
	4 (2), vs. Golden State, 5/20/17
	1 (3), at Golden State, 5/16/17
	2, vs. Golden State, 5/20/17
	2, at Memphis, 4/22/17

2016-17: Appeared in 67 games and started in six, averaging 4.5 points and 1.5 rebounds in 12.1 minutes ... shot .440 from the field, .399 from three-point range and .824 from the free throw line ... scored in double figures 12 times and led the team in blocks in eight games ... on 1/7 at Charlotte, scored a game and career-best 21 points (5-6 FG, 4-5 3FG, 7-8 FT) along with 2 assists ... recorded 19 points (7-13 FG, 5-9 3FG), 4 rebounds and 2 steals on 4/7 at Dallas ... logged 13 points (4-7 FG, 3-5 3FG, 2-2 FT) as well as 3 rebounds and 2 assists on 3/11 vs. Golden State ... in his third NBA start, recorded 12 points, 6 rebounds, 3 assists and 2 steals in a career-high 30 minutes of play on 2/2 vs. Philadelphia ... notched 17 points (6-9 FG, 5-7 3FG) on 1/27 at New Orleans ... registered 12 points (4-6 FG, 2-4 3FG, 2-2 FT) and 2 assists in 15 minutes on 1/24 at Toronto ... logged 11 points (3-5 FG, 2-4 3FG, 3-3 FT), 2 rebounds and 2 assists in 12 minutes on 1/23 at Brooklyn ... registered 11 points (4-7 FG, 3-6 3FG) on 1/10 vs. Milwaukee ... logged 15 points (6-8 FG, 3-5 3 FG) along with 2 rebounds in 23 minutes on 11/25 at Boston ... registered 11 points (4-4 FG, 3-3 3FG) in 10 minutes on 11/23 at Charlotte ... recorded 7 points (2-5 3FG, 1-2 FT), 2 rebounds, 3 assists and 2 blocks in 17 minutes on 11/16 at Sacramento ... registered 6 points (2-3 FG, 2-3 3FG) on 10/30 at Miami ... made his NBA debut on 10/25 at Golden State and scored 5 points in 3 minutes ... missed 14 games DNP-CD (10/27, 11/12, 12/2, 12/8, 12/22, 1/1, 1/21, 2/24, 3/4-3/6, 3/15, 3/23, 3/31, 4/4) ... sat out one game with a right leg contusion (11/1).

Appeared in 13 postseason games, averaging 2.8 points and 1.5 rebounds in 8.6 minutes ... shot .444 from the field and .400 from beyond the arc ... had a perfect shooting night as he registered 13 points (4-4 FG, 3-3 3FG, 2-2 FT), 4 rebounds and 2 steals on 5/16 at Golden State ... logged 3 points and 3 rebounds on 4/25 vs. Memphis ... posted 6 points (2-3 3FG) on 4/20 at Memphis ... sat out three games DNP-CD (4/17, 5/5, 5/9).

In four games for the Austin Spurs, averaged 14.8 points, 3.5 rebounds, 2.3 assists and 1.75 steals in 30.9 minutes, shooting .381 from the field, .394 from beyond the arc and 1.000 from the charity stripe.

CAREER NOTES: Obtained by the Spurs from Indiana along with Kawhi Leonard and Erazem Lorbek in exchange for George Hill in a draft night trade on June 23, 2011 ... was originally selected by Indiana in the second round of the 2011 NBA Draft with the 42nd overall pick ... has spent the past two seasons with Laboral Kutxa ... during the 2014-15 season competed in 25 Spanish League games, averaging 11.4 points and 2.8 rebounds in 21.6 minutes ... produced averages of 11.0 points and 2.9 rebounds in 22 Euroleague games ... suffered an injury in March and missed the remainder of the season ... spent the previous three seasons (2011-14) with BC Partizan in the Serbian League ... during the 2013-14 season, averaged 13.4 points, 2.4 rebounds and 1.4 assists in 17 games ... prior to joining BC Partizan spent two seasons with Union Olimpija in Slovenia and four years playing on a variety of levels in Latvia ... joined the Latvian National Team in 2011 ... saw action in five games at the 2011 European Championships, averaging 5.6 points and 2.0 rebounds ... represented Latvia at the 2011 U-19 World Championships, averaging 15.3 points, 6.4 rebounds and 1.6 assists in eight games.

NBA REGULAR SEASON STATISTICS

Year	TEAM	G	MINS	FGM-FGA	PCT	FTM-FTA	FT%	FG3-FG3A	PCT	OFF-DEF-TOT	R/G	AST	A/G	PF	DQ	STL	BLK	PTS	AVG
16-17	SA	67	808	103-234	.440	28-34	.824	69-173	.399	22-76-98	1.5	46	0.7	75	0	20	28	303	4.5



C**AMIDA BRIMAH****37****Center | 6-10 | 230 | Rookie | Connecticut | 2/11/94**

2016-17: Averaged 7.6 points, 6.1 rebounds and 2.64 blocks in 24.7 minutes over 33 games (33 starts) his senior year at Connecticut ... led the team and ranked second in the American Athletic Conference in blocks per game ... shot .573 from the field, leading the team.

Played with Chicago in the 2017 MGM Resorts Summer League, averaging 2.0 points, 1.30 blocks and 1.0 rebounds per game in 9.8 minutes over 4 games.

CAREER NOTES: Signed a contract with the Spurs on Sept. 25, 2017 ... undrafted in the 2017 NBA Draft ... played four years at Connecticut and was a member of the Huskies' 2013-14 NCAA Championship team ... is the school's all-time leader in career field goal percentage (.637, 347-545) ... set the UCONN single-season field goal percentage record as a sophomore, shooting .674 ... ranks third all-time at Connecticut in career blocks (367) and blocks per game (2.76) ... appeared in 133 total games (102 starts) starts for UCONN, averaging 6.7 points and 4.5 rebounds ... named American Athletic Conference Defensive Player of the year in 2014-15 ... named to the American Athletic Conference All-Rookie Team as a freshman ... originally from Accra, Ghana, but attended high school in Miami, Florida (Archbishop Coleman Carroll High School).

F/C**MATT COSTELLO****33****Forward/Center | 6-10 | 240 | Rookie | Michigan State | 8/5/93**

2016-17: Spent last season with the Iowa Energy of the NBA G League, averaging 9.5 points, 10.2 rebounds, 1.9 assists and 1.65 blocks in 25.3 minutes over 23 games (14 starts) ... played for Atlanta last preseason, averaging 4.0 points and 3.5 rebounds in 9.0 minutes.

Played with Minnesota in the 2017 MGM Resorts Summer League, leading all players in rebounding in Las Vegas and averaging a double-double of 11.3 points and 12.0 rebounds to go along with 1.75 steals and 1.25 blocks in 25.8 minutes ... also appeared in the 2017 Orlando Pro Summer League with Orlando.

CAREER NOTES: Signed the first ever two-way contract in Spurs franchise history on July 24, 2017 ... undrafted in the 2016 NBA Draft ... played four years at Michigan State and is the school's all-time leader in blocked shots (146) ... during his senior season, averaged 10.7 points, 8.2 rebounds and 1.20 blocks in 22.9 minutes, earning All-Big Ten honors ... appeared in 138 total games (61 starts) for the Spartans, averaging 6.0 points, 4.7 rebounds and 1.06 blocks in 16.5 minutes while shooting .567 from the floor ... helped MSU to the Final Four in 2015 ... originally from Linwood, Mich. (Bay City Western High School).



Guard | 6-3 | 190 | Second Season | Michigan State | 7/23/93

REGULAR SEASON HIGHS

MINUTES	29, at Dallas, 4/7/17
POINTS	27, at Dallas, 4/7/17
REBOUNDS	3, at Dallas, 4/7/17
ASSISTS	6, at Dallas, 4/7/17
STEALS	1, vs. New Orleans, 10/29/16
BLOCKS	N/A

PLAYOFF HIGHS

24, vs. Golden State, 5/22/17
8, vs. Golden State, 5/22/17
2, at Houston, 5/11/17
2, at Houston, 5/7/17
N/A
1, vs. Golden State, 5/22/17

2016-17: Appeared in 36 games, averaging 2.6 points, 0.6 rebounds and 0.7 assists in 7.9 minutes ... shot .364 from the field and .321 from long-range ... set new career highs in each category as he recorded a game-high 27 points (10-19 FG, 4-9 3FG, 3-3 FT), a team-best 6 assists and 3 rebounds in 29 minutes of action on 4/7 at Dallas ... recorded 8 points (3-6 FG, 2-4 3FG), 3 assists and 2 rebounds on 4/2 vs. Utah ... logged 5 points (2-3 FG, 1-2 3FG), a board and an assist in 11 minutes on 3/13 vs. Atlanta ... tallied 8 points (3-7 FG, 2-5 3FG) along with a rebound on 3/11 vs. Golden State ... scored 8 points (3-4 FG, 2-3 3FG) on 1/24 at Toronto ... scored his first NBA points on 10/29 vs. New Orleans, tallying 2 along with a rebound and a steal ... made his NBA debut on 10/25 at Golden State and saw 3 minutes of action.

Appeared in six postseason games, averaging 3.3 points and 1.0 rebound in 12.1 minutes ... shot .286 from the floor and 1.00 from the free throw line ... finished with 8 points, 1 rebound and 1 block on 5/22 vs. Golden State ... registered 2 points and 2 rebounds in 4 minutes on 5/11 at Houston ... grabbed 2 rebounds and dished out 2 assists on 5/7 at Houston ... recorded 5 points (2-3 FG, 1-2 3FG) and a rebound on 4/15 vs. Memphis ... sat out four games DNP-CD (4/17, 5/5, 5/9, 5/14) ... inactive for six games (4/20-5/3).

In 19 games for the Austin Spurs, averaged 23.4 points, 3.5 rebounds, 2.7 assists and 1.32 steals in 35.5 minutes, shooting .502 (158-315) from the field and .459 (56-122) from long-range.

CAREER NOTES: Named to the 2017 All-NBA Summer League Second Team, leading all players who appeared in at least three games in scoring by averaging 26.0 points in five games for the Spurs in Las Vegas ... signed by the Spurs on July 14, 2016 ... played two seasons at Michigan State (2014-16), averaging 11.3 points, 1.7 rebounds and 1.2 assists in 27.1 minutes while shooting .458 (182-397) from long range in 74 career games (58 starts) ... helped the Spartans reach the 2015 NCAA Final Four and win the 2016 Big Ten Tournament ... played two seasons at Cleveland State (2012-14), where he averaged 14.2 points, 3.3 rebounds and 2.9 assists in 31.4 minutes over 64 total games with the Vikings ... selected to the All-Horizon Second Team in 2013-14 and named the 2012-13 Horizon League Newcomer of the Year ... originally from Lansing, Mich. (Sexton High School).

NBA REGULAR SEASON STATISTICS

Year	TEAM	G	MINS	FGM-FGA	PCT	FTM-FTA	FT%	FG3-FG3A	PCT	OFF-DEF-TOT	R/G	AST	A/G	PF	DQ	STL	BLK	PTS	AVG
16-17	SA	36	285	36-99	.364	5-6	.833	17-53	.321	2-21-23	0.6	23	0.6	20	0	1	0	94	2.6



REGULAR SEASON HIGHS

MINUTES: 56, vs. Detroit, 12/19/05
POINTS: 46, vs. Milwaukee, 1/10/15
REBOUNDS: 22 (2), at New Orleans, 3/29/10
ASSISTS: 14, vs. Portland, 2/27/16
STEALS: 4 (2), at Houston, 3/11/09
BLOCKS: 9, vs. Denver, 1/1/15

PLAYOFF HIGHS

49, at Orlando, 6/11/09
 36, vs. Denver, 4/20/08
 19, vs. San Antonio, 5/29/08
 10, vs. San Antonio, 4/26/13
 3 (2), at Denver, 5/29/09
 6, vs. Boston, 6/6/10

2016-17: Started in 39 of his 64 games, averaging 12.4 points, 7.8 rebounds, 2.3 assists and 1.09 blocks in 25.4 minutes ... shot .502 from the field, .538 from three-point range and .707 from the free throw line ... scored in double figures 42 times and logged 11 double-doubles ... led the team in rebounding 26 times and in blocks 17 times ... led the team in scoring and rebounding with his 22 points (7-11 FG, 2-2 3FG, 6-9 FT) and 9 boards on 3/19 vs. Sacramento ... notched a double-double of 13 points (4-10 FG, 2-4 3FG, 3-4 FT) and 10 rebounds as well as 4 assists and 4 blocks in 27 minutes on 3/13 vs. Atlanta ... in his first game back after missing 15 games with a hand injury, tallied a double-double of 17 points (5-7 FG, 3-3 3FG, 4-4 FT) and 11 rebounds on 2/24 at L.A. Clippers ... registered the Spurs third-best perfect field shooting night by going 9-for-9 to tally 22 points along with 9 rebounds and 6 assists in 25 minutes on 1/12 vs. L.A. Lakers ... recorded his sixth double-double of the season with 16 points (6-12 FG, 4-5 FT) and 10 rebounds on 12/28 vs. Phoenix ... scored 21 points (6-12 FG, 1-2 3FG, 8-8 FT) to go with 9 rebounds, 2 assists and 2 blocks on 12/22 at L.A. Clippers ... logged a double-double of 10 points (5-8 FG) and 10 rebounds on 12/20 at Houston ... recorded his fourth double-double this year of 17 points (7-12 FG, 1-2 3FG, 2-2 FT) and a game-high 13 rebounds as well as 6 assists on 12/14 vs. Boston ... registered his third double-double of the season of 13 points (6-11 FG, 1-3 3FG) and a team-leading 10 rebounds on 12/8 at Chicago ... tallied a double-double of 19 points (8-16 FG, 1-2 3FG) and 10 rebounds along with 2 assists and 2 blocks on 12/2 vs. Washington ... registered a season and team-high 24 points (10-17 FG, 4-7 FT) with 9 rebounds, 2 assists and 2 blocks on 11/16 at Sacramento ... recorded a team-high 6 assists with 15 points (5-10 FG, 5-8 FT), 7 rebounds and 2 blocks on 11/12 at Houston ... scored a game-high 21 points (10-16 FG, 1-3 3FG), 9 rebounds, 6 assists and 2 blocks on 11/11 vs. Detroit ... registered a double-double on 10/30 at Miami with 20 points (9-18 FG, 1-2 3FG, 1-2 FT) and 11 rebounds along with 3 assists and 2 blocks ... sat out three games on rest (11/30, 12/23, 4/7) ... missed 15 games with a fractured left fourth metacarpal (1/19-2/15).

Appeared in all 16 playoff games and started in seven, averaging 7.7 points, 7.1 rebounds and 1.9 assists in 22.8 minutes ... shot .439 from the field, .333 from beyond the arc and .708 from the charity stripe ... finished with 14 points (6-8 FG, 2-3 FT), 9 rebounds and 3 assists on 5/22 vs. Golden State ... registered a double-double of 12 points and 10 rebounds on 5/20 vs. Golden State ... logged a double-double of 10 points and 11 rebounds as well as 5 assists and 3 blocks on 5/11 at Houston ... tallied 12 points (4-8 FG, 1-1 3FG, 3-4 FT), 9 rebounds, 4 assists and 2 blocks on 5/5 at Houston.

CAREER NOTES: A 17-year veteran, in his second season with the Spurs ... a two-time NBA Champion (2009, 2010) ... was named to the All-NBA Second Team in 2011 and 2015 and the All-NBA Third Team in 2009 and 2010 ... the 2002 NBA Rookie of the Year, just one of two non-Americans to win the award ... a member of the 2001-02 NBA All-Rookie First Team ... a six-time NBA All-Star (2006, 2009, 2010, 2011, 2015 and 2016) ... one of four players in NBA history to reach 20,000 points, 10,000 rebounds, 3,500 assists and 1,500 blocks in his career, along with Kareem Abdul-Jabbar, Kevin Garnett and Tim Duncan ... received the 2011-12 J. Walter Kennedy Citizenship Award and was a recipient of the inaugural season-long Kia Community Assist Award, in recognition of outstanding efforts in the community and ongoing philanthropic and charitable work ... selected Western Conference Player of the Month in February 2009 ... named the NBA Player of the Week seven times ... over the span of 16 NBA seasons has played in 1,119 regular season games, averaging 17.9 points, 9.4 rebounds, 3.2 assists and 1.77 blocks in 36.1 minutes ... has posted nine career regular season triple-doubles and 515 double-doubles ... among active players he ranks fourth in rebounds (10,549) and blocks (1,847) ... has appeared in 131 playoff games, averaging 15.8 points, 9.3 rebounds, 3.2 assists and 1.89 blocks in 38.0 minutes ... one of two Europeans in NBA history to eclipse 20,000 career points, along with Dirk Nowitzki ... was named the 2008, 2009 and 2010 European Player of the Year by La Gazzetta dello Sport ... a two-time winner of the FIBA Europe Player of the Year award in 2008 and 2009 ... has been a member of the Spanish National Team since 2001 ... was selected MVP of the 2006 FIBA World Championships, as he led Spain to the gold medal ... guided Spain to silver medals in the 2008 Beijing and 2012 London Olympic games and a bronze medal at the 2016 Rio Olympics ... led Spain to its first-ever European gold medal at the 2009 Eurobasket Championships (MVP of tournament) and helped them repeat as champions again in 2011 and in 2015 (MVP of tournament) ... prior to his NBA career played three seasons with FC Barcelona (1998-2001) in the Spanish ACB League ... led Barcelona to the Spanish League championship in 1999 and 2001 and was named the Spanish League Finals MVP in 2001.

NBA REGULAR SEASON STATISTICS

Year	TEAM	G	MINS	FGM-FGA	PCT	FTM-FTA	FT%	FG3-FG3A	PCT	OFF-DEF-TOT	R/G	AST	A/G	PF	DQ	STL	BLK	PTS	AVG
01-02	MEM	82	3007	551-1064	.518	338-477	.709	1-5	.200	238-492-730	8.9	223	2.7	195	2	41	169	1441	17.6
02-03	MEM	82	2948	569-1116	.510	416-565	.736	1-10	.100	192-528-720	8.8	229	2.8	220	3	34	148	1555	19.0
03-04	MEM	78	2458	506-1049	.482	365-511	.714	4-15	.267	206-394-600	7.7	198	2.5	185	1	44	132	1381	17.7
04-05	MEM	56	1790	357-695	.514	282-367	.768	1-6	.167	130-280-410	7.3	135	2.4	146	1	37	93	997	17.8
05-06	MEM	80	3135	600-1194	.503	425-617	.689	3-12	.250	191-522-713	8.9	371	4.6	184	1	46	153	1628	20.4
06-07	MEM	59	2133	462-858	.538	299-400	.748	3-11	.273	149-432-581	9.8	201	3.4	137	0	29	126	1226	20.8
07-08	MEM/LAL	66	2351	475-890	.534	292-362	.807	4-16	.250	155-398-553	8.4	211	3.2	139	0	30	98	1246	18.9
08-09	LAL	81	2999	592-1045	.567	343-439	.781	1-2	.500	262-518-780	9.6	284	3.5	172	0	52	81	1528	18.9
09-10	LAL	65	2403	452-844	.536	286-362	.790	0-5	.000	243-491-734	11.3	218	3.4	152	0	37	113	1190	18.3
10-11	LAL	82	3037	593-1120	.529	354-430	.823	1-3	.333	268-568-836	10.2	273	3.3	203	2	48	130	1541	18.8
11-12	LAL	65	2430	459-917	.501	204-261	.782	7-27	.259	183-495-678	10.4	237	3.6	127	0	37	88	1129	17.4
12-13	LAL	49	1655	270-579	.466	125-178	.702	8-28	.286	111-310-421	8.6	200	4.1	93	0	24	61	673	13.7
13-14	LAL	60	1884	425-885	.480	187-254	.736	4-14	.286	124-456-580	9.7	201	3.4	124	0	27	92	1041	17.4
14-15	CHI	78	2681	570-1153	.494	294-366	.803	12-26	.462	220-699-919	11.8	210	2.7	147	0	25	147	1446	18.5
15-16	CHI	72	2291	467-995	.469	229-289	.792	24-69	.348	155-638-793	11.0	294	4.1	148	1	42	146	1187	16.5
16-17	SA	64	1627	303-604	.502	130-184	.707	56-104	.538	107-394-501	7.8	150	2.3	110	0	24	70	792	12.4
TOTALS		1119	38829	7651-15008	.510	4569-6062	.754	130-353	.368	2934-7615-10549	9.4	3635	3.2	2482	11	577	1847	20001	17.9



Forward | 6-8 | 230 | 12th Season | UConn | 8/17/86

REGULAR SEASON HIGHS

MINUTES	52 (2), at Phoenix, 11/5/10
POINTS	41 (2), at New Orleans, 1/21/14
REBOUNDS	15, at Milwaukee, 11/2/13
ASSISTS	10, vs. Toronto, 12/2/14
STEALS	6, vs. Houston, 12/15/15
BLOCKS	6 (2), vs. LA Lakers, 1/20/16

PLAYOFF HIGHS

48, at LA Clippers, 5/7/12
24, at LA Clippers, 5/5/12
9, vs. LA Clippers, 5/13/12
4, at LA Clippers, 5/7/12
3 (2), at LA Clippers, 5/5/12
1 (2), vs. LA Clippers, 5/13/12

2016-17 (Sacramento): Appeared in 30 games for Sacramento, averaging 18.7 points, 6.3 rebounds, 2.8 assists and 1.47 steals in 33.8 minutes while shooting .455 (201-442) from the floor and .372 (42-113) from beyond the arc ... scored a season-high 30 points (11-24 FG) to go along with 12 rebounds in 42 minutes at Miami on 11/1 ... registered 29 points (9-18 FG, 2-4 3FG, 9-10 FT) to go along with a season-high 14 rebounds in 43 minutes at Portland on 11/11 ... posted 22 points, 8 rebounds and 8 assists in 32 minutes at Brooklyn on 11/27 ... missed the final 40 games of the season with a left achilles injury.

CAREER NOTES: In his 12th season, his first with the Spurs ... holds career averages of 18.4 points, 5.9 rebounds, 2.3 assists, 1.3 steals and 35.7 minutes in 723 career games (started 685) with three teams: Memphis (2006-07 – 2012-13), Toronto (2012-13 – 2013-14) and Sacramento (2013-14 – 2015-16) ... one of four players in the NBA to average at least 15.0 points and 5.0 rebounds in each of the last 10 seasons, along with Carmelo Anthony, LeBron James and Spurs forward LaMarcus Aldridge ... one of three players in the NBA, along with James and Russell Westbrook, to record at least 13,000 points, 4,000 rebounds and 1,000 steals since 2006 (year he was drafted) ... holds career postseason averages of 19.0 points, 6.6 rebounds and 1.4 assists on .421 shooting in seven playoff games ... spent the last three-plus years with the Kings, including the 2014-15 campaign when he averaged a career-high 21.1 points ... originally drafted by Houston in the first round of the 2006 NBA Draft (8th overall) before being dealt to Memphis on July 12, 2006 ... after spending his first six-plus seasons with the Grizzlies, traded to Toronto on Jan. 30, 2013 ... moved on Dec. 9, 2013 to Sacramento ... signed with the Spurs on July 6, 2017 ... all-time Grizzlies franchise leader in steals (640) ... named to the 2006-07 All-Rookie First Team ... member of the 2014-16 USA Men's National Team pool ... averaged 6.0 points, 3.7 rebounds, 1.4 assists in 13.9 minutes in nine games off the bench for the USA squad that won a second consecutive FIBA World Cup gold medal in Madrid, Spain ... captured the gold medal with Team USA at the 2010 FIBA World Championship in Turkey, averaging 7.0 points, 2.9 rebounds and 1.00 steals in 13.4 minutes in nine games ... helped guide Team USA to its first gold medal in the event since 1994 ... recipient of the Kia NBA Cares Community Assist Award for April 2012 in recognition of his outstanding efforts in the community and his ongoing philanthropic and charitable work.

NBA REGULAR SEASON STATISTICS

Year	TEAM	G	MINS	FGM-FGA	PCT	FG3-FG3A	PCT	FTM-FTA	FT%	OFF-DEF-TOT	R/G	AST	A/G	PF	DQ	STL	BLK	PTS	AVG
06-07	MEM	78	2103	321-760	.422	52-143	.364	152-209	.727	93-255-348	4.5	100	1.3	192	3	71	74	846	10.8
07-08	MEM	81	3000	625-1355	.461	134-387	.346	248-316	.785	140-359-499	6.2	158	2.0	230	6	111	79	1632	20.1
08-09	MEM	79	2945	572-1262	.453	85-242	.351	264-344	.767	109-328-437	5.5	135	1.7	221	1	98	59	1493	18.9
09-10	MEM	80	3175	600-1288	.466	66-202	.327	301-400	.753	115-357-472	5.9	153	1.9	201	0	118	64	1567	19.6
10-11	MEM	54	2152	409-869	.471	57-144	.396	194-241	.805	82-254-336	6.2	153	2.8	131	2	91	58	1069	19.8
11-12	MEM	65	2422	485-1067	.455	54-173	.312	208-263	.791	130-287-417	6.4	147	2.3	138	1	95	55	1232	19.0
12-13	MEM/TOR	75	2687	521-1253	.416	84-260	.323	240-295	.814	99-362-461	6.1	202	2.7	182	1	113	53	1366	18.2
13-14	TOR/SAC	73	2531	537-1179	.455	65-197	.330	318-387	.822	113-324-437	6.0	209	2.9	171	2	95	56	1457	20.0
14-15	SAC	68	2408	508-1116	.455	79-220	.359	337-393	.858	98-301-399	5.9	250	3.7	157	1	71	41	1432	21.1
15-16	SAC	70	2379	466-1007	.463	74-215	.344	198-254	.780	103-353-456	6.5	120	1.7	184	1	100	51	1204	17.2
16-17	SAC	30	1013	201-442	.455	42-113	.372	118-138	.855	35-155-190	6.3	83	2.8	79	0	44	26	562	18.7
TOTALS		753	26815	5245-11598	.452	792-2296	.345	2578-3240	.796	1117-3335-4452	5.9	1710	2.3	1886	18	1007	616	13860	18.4



Guard | 6-6 | 205 | 16th Season | Argentina | 7/28/77

REGULAR SEASON HIGHS

MINUTES: 50, at L.A. Clippers, 4/9/05
POINTS: 48, at Phoenix, 1/21/05
REBOUNDS: 15, at Toronto, 2/11/08
ASSISTS: 15, vs. Sacramento, 3/1/13
STEALS: 8, vs. L.A. Lakers, 1/23/08
BLOCKS: 4 (2), vs. Utah, 1/18/15

PLAYOFF HIGHS

45, vs. Phoenix, 4/19/08
 39, vs. Seattle, 5/17/05
 11, vs. Phoenix, 5/18/07
 11 (4), vs. Miami, 6/5/14
 6, vs. Dallas, 5/4/14
 2 (8), vs. LA Clippers, 4/24/15

2016-17: Appeared in 69 games, averaging 7.5 points, 2.3 rebounds, 2.7 assists and 1.19 steals in 18.7 minutes ... shot .390 from the field, .392 from three-point range and .804 from the free throw line ... scored in double figures 22 times ... led the team in steals 19 times and in assists nine times ... logged 3-or-more assists in 35 games ... set a new season-high in scoring with his 19 points (7-15 FG, 3-7 3FG, 2-2 FT) as well as 5 assists, 4 rebounds and 3 steals on 3/8 vs. Sacramento ... scored 18 points (5-6 FG, 4-5 3FG, 4-4 FT) on 2/4 vs. Denver ... logged 16 points (3-7 FG, 2-4 3FG, 8-8 FT), 3 assists and 2 rebounds on 1/14 at Phoenix ... notched 14 points (4-8 FG, 2-5 3FG, 4-4 FT), 7 rebounds and 2 assists on 12/30 vs. Portland ... registered 12 points (3-9 FG, 2-4 3FG, 4-4 FT), 5 rebounds, 3 assists, 3 blocks and 2 steals in 19 minutes on 12/28 vs. Phoenix ... recorded 17 points (6-9 FG, 3-5 3FG, 2-2 FT) on 12/18 vs. New Orleans ... on 12/14 vs. Boston, registered 12 points, 4 assists and 2 rebounds in 21 minutes ... finished with 13 points (4-6 FG, 1-3 3FG, 4-4 FT) by hitting buzzer-beaters to end the first and second quarters to go along with 7 assists and 3 steals in 24 minutes on 12/2 vs. Washington ... scored 13 points (4-9 FG, 2-5 3FG, 3-4 FT), 6 rebounds, 3 assists and 2 steals in 22 minutes on 11/29 vs. Orlando ... registered 12 points (5-7 FG, 2-2 3FG), 2 rebounds and 3 assists in 15 minutes on 11/12 at Houston ... scored 10 points without missing a shot from the field (4-4 FG, 2-2 3FG) on 11/11 vs. Detroit ... tallied 8 points, 5 assists and 3 rebounds in 19 minutes on 10/27 at Sacramento ... recorded 10 points, 5 rebounds and 2 assists at on 10/25 Golden State ... sat out nine games due to rest (10/29, 11/26, 11/30, 12/22-12/23, 3/4, 3/9, 3/19, 4/2) ... one game DNP-CD (12/6) ... missed one game with back spasms (1/23) ... sat out two games with a right quad contusion (4/5-4/7).

Appeared in all 16 postseason contests and started in one, averaging 6.6 points, 2.4 rebounds, 2.4 assists and 1.00 steals in 17.8 minutes ... shot .412 from the floor and .739 from the free throw line ... posted 15 points, 7 assists and 3 steals on 5/22 vs. Golden State ... led the team in scoring as he tallied 21 points (7-9 FG, 2-3 3FG, 5-8 FT) on 5/20 vs. Golden State ... registered 17 points (7-10 FG, 1-3 3FG, 2-3 FT) and 3 steals on 5/14 at Golden State ... finished with 12 points, 7 rebounds and 5 assists on 5/9 vs. Houston ... tallied 10 points (4-6 FG, 1-2 3FG, 1-1 FT), 3 assists, 3 steals and 2 rebounds on 4/25 vs. Memphis.

CAREER NOTES: Is in his 16th season in the NBA, all with the Spurs ... he and Bill Bradley are the only two players to win an Olympic gold medal, an NBA Championship and a Euroleague Championship ... the NBA's Sixth Man of the Year in 2008 ... named to the All-NBA Third Team in 2008 and 2011 (first South American – and first sixth man – to earn All-NBA honors) ... a two-time NBA All-Star (2005 and 2011) ... named to the NBA All-Rookie Second Team in 2003 ... has appeared in 992 regular season games, averaging 13.6 points, 3.9 assists, 3.6 rebounds and 1.36 steals in 25.8 minutes per contest ... has seen action in 213 playoff games, averaging 14.1 points, 4.0 rebounds, 3.8 assists and 1.34 steals in 28.0 minutes ... the Spurs all-time leader in 3PT-FG made (1,431) and attempted (3,863) ... among Spurs all-time leaders ranks second in steals (1,349), third in games played (992), fourth in free throws made (3,270) and rebounds (3,555), fifth in points (13,467) and assists (3,838) ... in Spurs playoff history ranks first in steals (285), three-point field goals made (318) and attempted (887), second in assists (811) and free throws made (809), third in games played (213), points (3,009) and rebounds (859) ... among all-time leaders in career playoff action ranks fourth in 3PT-FG made (318) and ninth in games played (213) ... selected by San Antonio in the second round of the 1999 NBA Draft with 57th overall pick ... signed with the Spurs on 7/18/02 ... has re-signed with San Antonio five times (7/15/04, 4/9/10, 7/11/13, 7/20/15, 7/14/16 and most recently on 8/24/17) ... received the 2010 Konex Award of Light, which is the highest honor given by the Konex Foundation, based on his professional basketball accomplishments over the past decade ... in 2004 was named Argentina's Athlete of the Decade by TyC Sports (Argentina's version of ESPN) ... a three-time winner of Clarin's Premio Consagracion de Oro award (2002, 2004 and 2005) ... the annual award recognizes Argentina's athlete of the year ... named Fox Sports Español's Latin American Basketball Player of the Year three times (2003, 2004 and 2005) ... made his pro debut in Argentina with Andino in 1995–96 ... played for Argentina's Estudiantes Bahia Blanca in 1996-97 and 1997-98 ... then moved to Italy ... spent two seasons – 1998–99 and 1999–2000 – with Basket Viola Reggio Calabria before joining Virtus Bologna for the 2000–01 season ... the 2001 Euroleague Finals MVP ... named the Italian League MVP in both 2000–01 and 2001–02 ... has been a member of the Argentinean National Team since 1998 ... named to the All-Tournament Team at the 2002 World Championship leading Argentina to a silver medal ... led Argentina to a second place





MANU GINOBILI

finish in the 2003 FIBA Americas Men's Olympic Qualifying Tournament ... named the MVP of the 2004 Olympics after leading Argentina to the gold medal, averaging 19.3 points, 4.0 rebounds, 3.3 assists and 1.38 steals in 29.9 minutes in eight games ... named to the All-Tournament Team for the 2006 World Championship ... averaged 15.1 points, 2.6 rebounds, 2.3 assists and 1.67 steals in nine games as Argentina finished in fourth place ... in the 2008 Olympics averaged 17.7 points and 3.9 assists in seven games as Argentina captured the bronze medal ... guided Argentina to the 2011 FIBA Americas Championship and a spot in the 2012 Olympics ... averaged 15.8 points, 4.0 assists, 3.0 rebounds and 1.50 steals in 28.2 minutes ... was named to the All-Tournament Team ... led Argentina to a fourth place finish at the 2012 Olympics in London, averaging 19.4 points, 5.4 rebounds, 4.1 assists and 1.6 steals in eight games ... represented Argentina at the 2016 Rio Olympics, averaging 15.0 points, 3.5 assists and 3.0 rebounds in 26.1 minutes in six games.

NBA REGULAR SEASON STATISTICS

Year	TEAM	G	MINS	FGM-FGA	PCT	FTM-FTA	FT%	FG3-FG3A	PCT	OFF-DEF-TOT	R/G	AST	A/G	PF	DQ	STL	BLK	PTS	AVG
02-03	SA	69	1431	174-397	.438	126-171	.737	51-148	.345	47-114-161	2.3	138	2.0	170	3	96	17	525	7.6
03-04	SA	77	2260	330-789	.418	239-298	.802	88-245	.359	86-258-344	4.5	291	3.8	181	0	136	16	987	12.8
04-05	SA	74	2193	367-780	.471	355-442	.803	97-258	.376	75-254-329	4.4	288	3.9	190	1	119	27	1186	16.0
05-06	SA	65	1813	309-669	.462	280-360	.778	83-217	.382	42-188-230	3.5	235	3.6	156	0	101	26	981	15.1
06-07	SA	75	2060	396-854	.464	320-372	.860	128-323	.396	59-268-327	4.4	263	3.5	155	0	109	27	1240	16.5
07-08	SA	74	2292	453-984	.460	380-442	.860	156-389	.401	63-291-354	4.8	332	4.5	173	0	109	33	1442	19.5
08-09	SA	44	1181	223-491	.454	168-190	.884	69-209	.330	24-174-198	4.5	157	3.6	90	0	64	16	683	15.5
09-10	SA	75	2150	398-903	.441	309-355	.870	132-350	.377	68-216-284	3.8	370	4.9	154	0	103	24	1237	16.5
10-11	SA	80	2426	441-1018	.433	357-410	.871	154-441	.349	42-253-295	3.7	393	4.9	163	0	123	28	1393	17.4
11-12	SA	34	792	150-285	.526	88-101	.871	52-126	.413	18-98-116	3.4	151	4.4	56	0	24	12	440	12.9
12-13	SA	60	1393	229-539	.425	164-206	.796	83-235	.353	30-171-207	3.4	274	4.6	114	0	80	13	705	11.8
13-14	SA	68	1550	294-627	.469	160-188	.851	90-258	.349	30-172-202	3.0	293	4.3	128	0	70	17	838	12.3
14-15	SA	70	1587	251-589	.426	147-204	.721	89-258	.345	28-183-211	3.0	293	4.2	138	0	67	20	738	10.5
15-16	SA	58	1134	197-435	.453	91-112	.813	70-179	.391	26-120-146	2.5	177	3.1	99	0	66	11	555	9.6
16-17	SA	69	1291	171-439	.390	86-107	.804	89-227	.392	28-129-157	1.9	183	2.7	119	0	82	16	517	7.5
TOTALS		992	25,560	4383-9799	.447	3270-3958	.826	1431-3863	.370	666-2889-3555	3.6	3838	3.9	2086	4	1349	303	13,467	13.6



G/F**DANNY GREEN****14****Guard/Forward | 6-6 | 215 | Ninth Season | North Carolina | 6/22/87****REGULAR SEASON HIGHS**

MINUTES 52, vs. Memphis, 12/17/14
POINTS 33, vs. Phoenix, 4/11/14
REBOUNDS 12, at Indiana, 2/9/15
ASSISTS 7, at L.A. Clippers, 2/21/13
STEALS 5 (3), vs. Houston, 12/28/15
BLOCKS 5, vs. Memphis, 12/17/14

PLAYOFF HIGHS

44, at Golden State, 5/6/13
 27, vs. Miami, 6/11/13
 9, vs. Portland, 5/14/14
 4 (3), vs. Miami, 6/13/13
 5, at Miami, 6/10/14
 5, at LA Clippers, 5/2/15

2016-17: Named to the NBA's All-Defensive Second Team ... started in each of his 68 appearances, averaging 7.3 points, 3.3 rebounds, 1.8 assists and 1.03 steals in 26.6 minutes ... shot .392 from the field, .379 from long range and .844 from the free throw line ... holds the second-best winning percentage in NBA history with .747 ... scored in double figures in 17 games ... led the team in steals 16 times and in blocks 13 times ... recorded 16 points (5-9 FG, 4-6 3FG, 2-2 FT), 6 rebounds, 3 assists and 2 steals on 3/29 vs. Golden State ... posted 14 points (5-9 FG, 4-5 3FG), 5 rebounds, 2 blocks and 2 steals on 3/13 vs. Atlanta ... scored 14 points (5-12 FG, 4-9 3FG) on 1/10 vs. Milwaukee ... logged a new season-high of 18 points by going 6-for-8 from beyond the arc on 12/30 vs. Portland ... recorded 11 points (4-8 FG, 3-6 3FG), a game and season-high 4 steals and 3 rebounds on 12/28 vs. Phoenix ... tallied 12 points, 3 rebounds, 2 assists and 2 steals on 12/20 at Houston ... logged 11 points (3-4 FG, 3-4 3FG, 2-2 FT), 7 rebounds, 4 blocks and 2 assists on 11/25 at Boston ... posted 16 points (6-12 FG, 4-7 3FG) to go with 3 rebounds and 2 assists on 11/23 at Charlotte ... logged 10 points (4-6 FG, 2-3 3FG) and set season-highs of 6 assists and 4 rebounds in 26 minutes on 11/18 at L.A. Lakers ... missed the first 7 games of the season with a left quad strain (10/25-11/5) ... sat out two games for rest (11/11, 3/25) ... missed five games with a left quad contusion (4/2-4/8).

Started in all 16 playoff games, averaging 7.8 points, 3.6 rebounds, 1.4 assists and 0.94 blocks in 27.2 minutes ... shot .405 from the field and .342 from long range ... finished with 16 points (5-11 FG, 4-8 3FG, 2-3 FT), 5 rebounds and 3 assists on 5/9 vs. Houston ... logged 11 points (4-6 FG, 3-5 3FG), 3 rebounds, 3 assists and 2 blocks on 5/5 at Houston ... recorded 12 points (5-7 FG, 2-4 3FG), 3 rebounds and 3 assists on 5/3 vs. Houston ... tallied 12 points (4-5 FG, 4-5 3FG) and 2 rebounds on 4/17 vs. Memphis.

CAREER NOTES: Is in his ninth NBA season, his eighth with the Spurs ... in eight NBA seasons has appeared in 470 games, averaging 8.8 points, 3.4 rebounds, 1.6 assists and 1.01 steals in 25.0 minutes ... a career .400 (849-2123) shooter from beyond the arc ... has appeared in 95 playoff games averaging 8.7 points, 3.3 rebounds, 1.2 assists and 1.05 steals in 25.3 minutes ... named to the 2016-17 NBA All-Defensive Second Team ... owns the highest winning percentage in NBA history (minimum 400 games) at .747 (351-119) ... is the only player in Spurs franchise history to have at least 700 three-pointers and 300 blocks ... originally selected by the Cleveland Cavaliers in the second round of the 2009 NBA Draft with the 46th overall pick ... had a brief stint with the Spurs in November 2010 before being released ... was re-signed by the Spurs on 3/6/11 and again on 7/14/15 ... became the fastest player to hit 700 career three-pointers wearing a Spurs uniform at Houston on 2/27/16 (362 games) ... ranks second on the Spurs all-time three-pointers made list (725) and is ninth in blocks (313) ... among all-time NBA players in playoff action ranks eighth in three-point field goal percentage (.438) ... one of six active players to have won an NCAA Championship and an NBA Championship (Marresse Speights, Brandon Rush, Mario Chalmers, Corey Brewer and Jason Terry).

NBA REGULAR SEASON STATISTICS

Year	TEAM	G	MINS	FGM-FGA	PCT	FTM-FTA	FT%	FG3-FG3A	PCT	OFF-DEF-TOT	R/G	AST	A/G	PF	DQ	STL	BLK	PTS	AVG
09-10	CLE	20	115	15-39	.385	4-6	.667	6-22	.273	8-9-17	0.9	5	0.3	9	0	6	3	40	2.0
10-11	SA	8	92	17-35	.486	0-0	---	7-19	.368	3-12-15	1.9	2	0.3	7	0	2	1	41	5.1
11-12	SA	66	1522	211-477	.442	79-100	.790	102-234	.436	54-174-228	3.5	86	1.3	107	0	58	46	603	9.1
12-13	SA	80	2200	297-663	.448	67-79	.848	177-413	.429	36-208-244	3.1	141	1.8	124	0	92	54	838	10.5
13-14	SA	68	1651	218-505	.432	50-63	.794	132-318	.415	25-204-229	3.4	104	1.5	107	0	65	61	618	9.1
14-15	SA	81	2312	322-738	.436	111-127	.874	191-457	.418	54-289-343	4.2	158	2.0	163	0	101	87	946	11.7
15-16	SA	79	2062	211-561	.376	34-46	.739	116-349	.332	48-255-303	3.8	141	1.8	141	0	79	64	572	7.2
16-17	SA	68	1807	176-449	.392	27-32	.844	118-311	.379	31-193-224	3.3	124	1.8	120	0	70	57	497	7.3
TOTALS		470	11762	1467-3467	.423	372-453	.821	849-2123	.400	259-1344-1603	3.4	761	1.6	778	0	473	373	4155	8.8

17**2017-18 SEASON**

Guard | 6-6 | 220 | Third Season | Villanova | 4/13/93

REGULAR SEASON HIGHS

MINUTES	29, vs. Orlando, 3/23/16
POINTS	13 (2), at Memphis, 4/9/17
REBOUNDS	6, vs. Orlando, 3/23/16
ASSISTS	6, vs. Denver, 2/10/16
STEALS	2 (2), vs. Chicago, 12/6/16
BLOCKS	1 (3), at Memphis, 4/9/17

PLAYOFF HIGHS

N/A
N/A
N/A
N/A
N/A
N/A

2016-17 (Detroit): Appeared in a career-high 39 games, averaging 3.3 points in 9.8 minutes ... in one game as a starter, finished with 5 points and 1 rebound in 20 minutes vs. Philadelphia on 12/11 ... scored 10-plus points twice and led the team in assists once ... tied a career-high 13 points at Memphis on 4/9 ... grabbed season-high 4 rebounds twice (at Chicago on 12/19 and vs. Atlanta on 1/18) ... dished out season-high 4 assists twice (at Orlando on 3/24 and vs. Washington on 4/10) ... tied career-high 2 steals vs. Chicago on 12/6 and played in a season-high 26 minutes at Golden State on 1/12 ... played in 4 games with the Grand Rapids Drive, Detroit's G League affiliate, and averaged 23.5 points, 5.8 rebounds, 2.5 assists and 34.1 minutes per game ... inactive once and DNP-CD 39 times.

CAREER NOTES: Is in his third NBA season, his first with the Spurs ... signed by the Spurs to a two-way contract on Sept. 11, 2017 ... spent two seasons with the Detroit Pistons ... has appeared in 77 NBA games, averaging 3.6 points, 1.0 rebounds and 0.8 steals in 9.9 ... has appeared in 7 NBA G League games with the Grand Rapids Drive ... originally selected by the Detroit Pistons in the second round of the 2015 NBA Draft with the 38th overall pick ... won gold with Team USA at the 2017 FIBA AmeriCup ... played four years at Villanova ... played in 132 total games for the Wildcats, averaging 11.4 points, 3.0 rebounds and 1.9 assists in 26.8 minutes ... in his senior season, averaged 14.3 points, 3.1 rebounds and 2.1 assists in 28.8 minutes, earning First Team All-BIG EAST honors ... originally from Bethlehem, Penn. (Liberty High School).

NBA REGULAR SEASON STATISTICS

Year	TEAM	G	MINS	FGM-FGA	PCT	FTM-FTA	FT%	FG3-FG3A	PCT	OFF-DEF-TOT	R/G	AST	A/G	PF	DQ	STL	BLK	PTS	AVG
15-16	DET	38	383	52-131	.397	29-40	.725	19-50	.380	5-40-45	1.2	27	0.7	28	0	9	1	152	4.0
16-17	DET	39	381	47-126	.373	21-28	.750	12-46	.261	2-31-33	0.8	33	0.8	39	0	11	2	127	3.3
TOTALS		77	764	99-257	.385	50-68	.735	31-96	.323	7-71-78	1.0	60	0.8	67	0	20	3	279	3.6



REGULAR SEASON HIGHS

MINUTES	30, at LA Clippers, 1/16/17
POINTS	17 (2), vs. Detroit, 3/22/17
REBOUNDS	11, vs. New Orleans, 12/4/16
ASSISTS	4 (2), at Orlando, 3/8/17
STEALS	2 (4), vs. New York, 2/15/17
BLOCKS	1 (6), vs. Chicago, 2/1/17

PLAYOFF HIGHS

15, vs. Boston, 4/28/17
8, vs. Boston, 4/28/17
5, vs. Boston, 4/28/17
2 (2), vs. Boston, 4/28/17
N/A
N/A

2016-17 (Oklahoma City/Chicago): Played in 70 games, 50 for Oklahoma City and 20 for Chicago, averaging 5.4 points, 3.6 rebounds and 1.0 assists in 14.0 minutes ... shot .440 (148-336) from the field, .337 (33-98) from three-point range and .630 (46-73) from the free throw line ... finished with 15 points and tied a career high with three three-pointers at New Orleans on 4/2 ... tied his season-high with 17 points vs. Detroit on 3/22 ... traded by Oklahoma City to Chicago on Feb. 23, 2017 ... scored a team-high 17 points at Washington on 2/13 and also tied his career-high with 4 assists ... played a season-high 30 minutes at LA Clippers on 1/16 ... grabbed a season-high 11 rebounds vs. New Orleans on 12/4 ... designated DNP-CD 12 times between the two teams.

Appeared in three playoff games with Chicago, averaging 4.7 points, 3.0 rebounds and 1.7 assists in 8.7 minutes.

CAREER NOTES: Is in his fourth NBA season, his first with the Spurs ... signed by San Antonio on July 18, 2017 ... has played in 153 games in his career with three different teams and owns averages of 6.1 points, and 4.0 rebounds in 15.0 minutes ... has shot .471 from the field, .293 from three and .741 from the free throw line ... prior to spending the 2016-17 with Oklahoma City and Chicago, spent his first two seasons in the NBA with the Denver Nuggets, averaging 6.7 points and 4.4 rebounds in 15.8 minutes ... originally drafted by the Memphis Grizzlies in the second round of the 2013 NBA Draft (55th overall) ... traded by Memphis on draft night with Darrell Arthur to Denver for Kosta Koufos ... a native of France, has played for the French Senior National Team since 2013 in events including EuroBasket in 2013, 2015 and 2017, as well as the 2016 Olympic Games in Rio where he averaged 9.8 points and 4.2 rebounds in 17.5 minutes ... a Mulhouse native, has been a professional since 2011, playing overseas from 2011-14 for Chalons-sur-Saone, Valencia Basket, KK Partizan and Khimki.

NBA REGULAR SEASON STATISTICS

Year	TEAM	G	MINS	FGM-FGA	PCT	FTM-FTA	FT%	FG3-FG3A	PCT	OFF-DEF-TOT	R/G	AST	A/G	PF	DQ	STL	BLK	PTS	AVG
14-15	DEN	24	268	36-89	.404	18-28	.643	3-16	.188	27-50-77	3.2	13	0.5	43	0	8	10	93	3.9
15-16	DEN	59	1041	195-380	.513	62-69	.899	13-53	.245	77-213-290	4.9	56	0.9	115	0	13	15	465	7.9
16-17	OKC/CHI	70	980	148-336	.440	46-73	.630	33-98	.337	72-179-251	3.6	70	1.0	83	0	25	6	375	5.4
TOTALS		153	2289	379-805	.471	126-170	.741	49-167	.293	176-442-618	4.0	139	0.9	241	0	46	31	933	6.1



Forward | 6-7 | 230 | Seventh Season | San Diego State | 6/29/91

REGULAR SEASON HIGHS

MINUTES	46, at Cleveland, 1/21/17
POINTS	41, at Cleveland, 1/21/17
REBOUNDS	16, at Dallas, 4/10/14
ASSISTS	7 (5), vs. Utah, 4/2/17
STEALS	7, vs. Golden State, 4/5/15
BLOCKS	6, at Denver, 12/14/14

PLAYOFF HIGHS

	46, at Miami, 6/18/13
	43, at Memphis, 4/22/17
	16 at Miami, 6/20/13
	8, vs. Houston, 5/3/17
	6, at Memphis, 4/22/17
	5, at Memphis, 4/22/16

2016-17: Named to the All-NBA First Team and All-Defensive First Team ... 2017 NBA All Star Game starter ... started in 74 games, averaging a career-best 25.5 points, 5.8 rebounds, 3.5 assists and 1.80 steals in 33.4 minutes ... shot .485 from the field, .380 from three-point range and .880 from the foul line ... holds the best career winning percentage in NBA history (.769) ... led the team in scoring in 58 of his games ... recorded 30 points-or-more in 26 games this season ... has scored in double figures in 108 consecutive games dating back to 1/14/16 ... recorded a game-best 39 points (12-18 FG, 4-5 3FG, 11-11 FT) along with 6 rebounds, 5 assists and 2 blocks on 3/6 vs. Houston ... logged a double-double of 34 points (11-25 FG, 11-12 FT) and 10 rebounds as well as a season-high 6 steals and 5 assists on 3/4 vs. Minnesota ... registered a game-best 31 points (11-26 FG, 8-10 FT), 7 rebounds, 6 assists and 3 steals on 3/3 at New Orleans ... logged a double-double of 31 points (11-22 FG, 3-9 3FG, 6-6 FT) and 10 rebounds on 3/1 vs. Indiana ... in his fourth consecutive game with 30+ points, registered a game-high 32 points (13-23 FG, 2-3 3FG, 4-5 FT), 6 rebounds, 4 steals and 3 assists on 2/13 at Indiana ... on 2/10 at Detroit, logged a game-best 32 points (11-22 FG, 3-8 3FG, 7-9 FT), 6 rebounds and 5 assists ... led the team in scoring with 32 points (9-18 FG, 3-7 3FG, 11-11 FT) as well as 6 rebounds and 5 assists on 2/8 at Philadelphia ... on 1/31 vs. Oklahoma City, notched 36 points (8-17 FG, 3-5 FT), 8 rebounds, 5 assists, 2 steals and 2 blocks ... in his sixth consecutive game with over 30 points, notched a new career-best of 41 points (15-30 FG, 3-8 3FG, 8-8 FT), 6 rebounds and 5 assists in a career-high 46 minutes of play on 1/21 at Cleveland ... tallied 34 points (12-22 FG, 2-5 3FG, 8-8 FT), 5 rebounds, 4 assists and 2 steals on 1/19 vs. Denver ... on 1/17 vs. Minnesota, scored 34 points (12-17 FG, 2-3 3FG, 8-9 FT) and grabbed 7 rebounds and 5 assists ... logged 38 points (12-20 FG, 2-5 3FG, 12-14 FT) along with 4 rebounds and 3 assists on 1/14 at Phoenix ... registered 31 points (10-13 FG, 3-5 3FG, 8-9 FT), 2 rebounds, 2 assists and 2 steals in 26 minutes on 1/12 vs. L.A. Lakers ... tallied 30 points (10-16 FG, 2-3 3FG, 8-10 FT), 7 rebounds, 3 steals, 3 blocks and 2 assists in 36 minutes on 1/10 vs. Milwaukee ... logged a double-double of 25 points (7-14 FG, 3-5 3FG, 8-8 FT) and 10 rebounds as well as 5 assists and 3 steals on 12/25 vs. Chicago ... tallied 33 points (9-15 FG, 5-7 3FG, 10-10 FT), 3 rebounds and 2 assists on 12/23 at Portland ... registered 30 points (10-18 FG, 4-7 3FG, 6-6 FT), 6 rebounds and 3 assists in 27 minutes on 12/10 vs. Brooklyn ... registered his fourth double-double of the season with a game-high 25 points and 10 rebounds as well as 4 assists and 2 blocks on 11/25 at Boston ... logged his fifth 30-point game of the season along with 5 rebounds and 4 assists on 11/23 at Charlotte ... recorded a double-double with 23 points (7-15 FG, 7-8 FT) and 12 rebounds, adding 7 assists on 11/18 at L.A. Lakers ... logged a double-double of 24 points and a team-leading 12 boards along with 4 assists in 34 minutes ... on 11/9 vs. Houston logged 34 points (11-26 FG, 4-6 3FG, 8-8 FT), 7 rebounds and two blocked shots in a season-high 38 minutes ... recorded a double-double on 11/4 at Utah with 29 points (9-18 FG, 10-10 FT), 11 rebounds and 4 assists ... recorded his 300th career start and 235th win on 10/29 vs. New Orleans, earning him more wins than any other player in NBA history through 300 starts ... in the season opener at Golden State on 10/25, finished with 35 points, going 15-for-15 at the charity stripe ... missed two games with gastroenteritis (12/28-12/30) ... sat out three games on rest (1/23, 3/8, 4/7) ... missed one game with a sore left hand (1/24) ... sat out a game with a quad contusion (2/6) ... sat out one game, concussion protocol (3/11).

Started in 12 postseason games, averaging 27.7 points, 7.8 rebounds, 4.6 assists and 1.67 steals in 35.8 minutes ... shot .525 from the floor, .455 from beyond the arc and .931 from the free throw line ... logged his fourth double-double of the 2017 postseason with his 22 points and 15 rebounds on 5/9 vs. Houston ... recorded a double-double of 26 points and 10 rebounds along with a game-high 7 assists on 5/5 at Houston ... logged 34 points (13-16 FG, 3-4 3FG, 5-5 FT), a postseason career-high 8 assists, 7 rebounds and 3 steals on 5/3 vs. Houston ... tallied a double-double of 21 points and 11 rebounds as well as 6 assists while leading the team in each category on 5/1 vs. Houston ... set a new playoff career-high with 43 points (14-30 FG, 7-10 3FG, 8-8 FT), the highest scoring game in Spurs history since George Gervin's 44 in 1980, along with 8 rebounds, 6 steals and 3 assists on 4/22 at Memphis ... logged a double-double of 37 points (9-14 FG, 19-19 FT) and 11 rebounds on 4/17 vs. Memphis ... sat out four games with a sprained left ankle (5/11, 5/16-5/22).





KAWHI LEONARD

CAREER NOTES: In his seventh NBA season, all with the Spurs ... the 2014 NBA Finals MVP ... a two-time winner of the NBA's Defensive Player of the Year Award (2015 and 2016) ... the only Spurs player to win multiple Defensive Player of the Year awards ... named to the All-NBA First Team in 2016 and 2017 ... has earned All-Defensive First Team honors three times (2015, 2016, 2017) and was named to the All-Defensive Second Team in 2014 ... one of just three players in NBA history to win both NBA Defensive Player of the Year and NBA Finals MVP (Michael Jordan and Hakeem Olajuwon are the others) ... named a starter for the 2016 and 2017 NBA All-Star Games ... was selected to the All-Rookie First Team in 2012 ... has been named Western Conference Player of the Week four times ... re-signed with San Antonio on 7/16/15 ... acquired by the Spurs in a 2011 draft night trade that sent George Hill to Indiana in exchange for the draft rights to Leonard along with Davis Bertans and Erazem Lorbek ... was selected by the Pacers with the 15th overall pick in the 2011 NBA Draft ... played in his 300th NBA game at Dallas on 2/5/16, registering his 232nd win – the most in NBA history through a player's first 300 games ... played in his 72nd career playoff game at Oklahoma City on 5/6/16, and with the win became the fastest player to reach 50 playoff wins in Spurs franchise history ... in six NBA seasons, has appeared in 398 games, averaging 16.4 points, 6.2 rebounds, 2.3 assists and 1.77 steals in 30.5 minutes ... has appeared in 87 playoff games, averaging 16.5 points, 7.3 rebounds, 1.9 assists and 1.69 steals in 33.4 minutes ... shooting .514 (523-1017) from the field and .427 (125-193) from three-point range in the postseason ... won 41 playoff games in 58 appearances before his 23rd birthday, which ranks second all-time behind Kobe Bryant (42 wins) ... selected to play in the 2012 and 2013 Rookie Challenge at All-Star Weekend ... chosen to the 2012 USA Men's Select Team that participated in a training camp with Team USA prior to the 2012 Olympics ... attended mini-camp with Team USA in 2015.

NBA REGULAR SEASON STATISTICS

Year	TEAM	G	MINS	FGM-FGA	PCT	FTM-FTA	FT%	FG3-FG3A	PCT	OFF-DEF-TOT	R/G	AST	A/G	PF	DQ	STL	BLK	PTS	AVG
11-12	SA	64	1534	199-404	.493	68-88	.773	41-109	.376	104-223-327	5.1	70	1.6	88	0	85	24	507	7.9
12-13	SA	58	1810	260-526	.494	104-126	.825	65-174	.374	63-283-346	6.0	93	1.1	99	0	97	32	689	11.9
13-14	SA	66	1923	337-645	.522	101-126	.802	69-182	.379	76-336-412	6.2	133	2.0	127	0	114	50	844	12.8
14-15	SA	64	2033	394-822	.479	202-252	.802	67-192	.349	85-376-461	7.2	161	2.5	128	0	148	48	1057	16.5
15-16	SA	72	2380	551-1090	.506	292-334	.874	129-291	.443	95-398-493	6.8	186	2.6	133	0	128	71	1523	21.2
16-17	SA	74	2474	636-1312	.485	469-533	.880	147-387	.380	80-350-430	5.8	260	3.5	122	0	133	55	1888	25.5
TOTALS		398	12154	2377-4799	.495	1236-1459	.847	518-1335	.388	503-1966-2469	6.2	903	2.3	697	0	705	280	6508	16.4



Guard | 6-0 | 185 | Ninth Season | St. Mary's (CA) | 8/11/88

REGULAR SEASON HIGHS

MINUTES	43, at Golden State, 4/26/12
POINTS	34, at Golden State, 4/26/12
REBOUNDS	10, vs. Miami, 3/6/14
ASSISTS	12, at Golden State, 4/26/12
STEALS	5, vs. Houston, 1/2/11
BLOCKS	2, at Houston, 1/28/14

PLAYOFF HIGHS

43, vs. Houston, 5/9/17
20 (2), vs. Houston, 5/9/17
5 (2), at Houston, 5/5/17
7, at Houston, 5/11/17
3 (2), at Oklahoma City, 5/31/14
1 (2), vs. Golden State, 5/22/17

2016-17: Appeared in 80 games with eight starts, averaging 9.5 points, 3.5 assists and 1.8 rebounds in 21.9 minutes ... shot .440 from the field, .414 from long-range and .825 from the free throw line ... scored in double figures in 38 games ... led the team in assists 17 times and in steals 11 times ... one of two players (Lou Williams) this season to log 200+ assists and 120+ threes from the bench ... posted a team-best 21 points (8-13 FG, 5-7 3FG) along with 4 assists, 2 rebounds and a steal in 21 minutes on 3/11 vs. Golden State ... notched 17 points (6-9 FG, 4-6 3FG, 1-1 FT) and a game-best and season-high-tying 10 assists on 3/8 vs. Sacramento ... tallied 15 points (5-10 FG, 4-9 3FG, 1-2 FT), 2 rebounds, 2 assists and 2 steals on 3/3 at New Orleans ... logged 18 points (8-15 FG, 2-5 3FG), 3 assists and 3 steals on 1/24 at Toronto ... scored a game-high 20 points (7-13 FG, 4-6 3FG, 2-3 FT) along with 3 rebounds and 2 assists on 1/23 at Brooklyn ... on 12/23 at Portland, matched his then season-high of 23 points (7-9 FG, 5-7 3FG, 4-5 FT) while tallying 5 assists, 3 rebounds and 2 steals in 28 minutes ... led the team in assists with 8 to go with his 10 points (4-9 FG, 2-4 3FG) on 12/2 vs. Washington ... tallied a team-leading 23 points (9-12 FG, 5-6 3FG) along with 4 assists and 3 rebounds on 11/30 at Dallas ... registered 19 points (6-8 FG, 2-3 3 FG, 5-5 FT) in 24 minutes on 11/25 at Boston ... tallied 17 points (6-11 FG, 2-5 3FG, 3-4 FT), 3 rebounds and 2 steals on 11/21 vs. Dallas ... recorded his 600th assist as a Spur on 11/12 at Houston to become one of six players in franchise history to have at least 600 assists and 400 three-pointers (Parker, Ginobili, Elliott, Bowen and Green) ... registered 16 points (6-11 FG, 4-7 3FG), 3 rebounds and 3 assists in a season-high 29 minutes on 11/4 at Utah ... produced 18 points (6-10 FG, 4-6 3FG, 2-2 FT) in 25 minutes in the second night of a back-to-back at Miami on 10/30 ... tallied 18 points (6-9 FG, 4-7 3FG, 2-2 FT) and 5 assists on 10/29 vs. New Orleans ... in the season opener on 10/25 at Golden State, recorded 11 points (4-9 FG, 3-5 3FG), 5 assists and 4 steals in 17 minutes of play ... missed one game with left calf tightness (1/14).

Appeared in all 16 postseason games and started in six, averaging 10.3 points, 2.1 rebounds and 2.7 assists in 26.0 minutes ... shot .407 from the floor, .360 from long range and .864 from the charity stripe ... finished with 14 points, 4 rebounds and 3 assists on 5/22 vs. Golden State ... dished out a playoff career-best 7 assists to go with his 14 points (6-10 FG, 2-6 3FG) and 3 boards on 5/11 at Houston ... matched his playoff career-best of 20 points as well as 4 assists on 5/9 vs. Houston ... registered 15 points, 5 rebounds, 2 assists and 2 steals on 5/5 at Houston ... set a new playoff career-high with 20 points (7-10 FG, 5-7 3FG, 1-1 FT) on 4/25 vs. Memphis.

CAREER NOTES: Is in his ninth NBA season, his sixth with the Spurs ... signed by San Antonio on March 27, 2012 ... re-signed with the team on 7/13/12, 7/12/14 and 8/4/17 ... has appeared in 441 NBA games, averaging 7.9 points, 2.2 assists and 1.5 rebounds in 17.0 minutes ... a career .395 (592-1498) shooter from long range ... ranks sixth on the Spurs all-time three-pointers made list (543) ... has appeared in 78 playoff games, averaging 6.4 points, 1.4 rebounds and 1.5 assists in 14.4 minutes ... originally selected by the Portland Trail Blazers in the second round of the 2009 NBA Draft with the 55th overall pick ... spent two seasons with the Trail Blazers ... has also played professionally in China and Australia ... member of the Australian National Team since 2007 ... played for the Bombers in the 2008 Olympic Games in Beijing ... was the only collegiate basketball player competing in the 2008 Olympic Games ... the youngest player in the history of Australia to compete in the Olympic Games in basketball ... in six games he averaged a team-best 14.2 points per game while coming off the bench in each game ... helped the Boomers qualify for the 2012 Olympics by capturing the 2011 FIBA Oceanic Championship ... was the leading scorer in the 2012 Olympics in London, averaging 21.2 points ... helped guide the Boomers to the second round ... posted a tournament-high 39 points (9-15 FG, 5-7 3FG, 6-6) vs. Great Britain ... led the Boomers to a first place finish at the 2013 FIBA Oceania Championship ... led Australia to a fourth place finish at the 2016 Rio Olympics, averaging 21.3 points, 1.7 assists and 1.6 assists in 29.6 in seven games ... ranked second in the tournament in scoring.

NBA REGULAR SEASON STATISTICS

Year	TEAM	G	MINS	FGM-FGA	PCT	FG3-FG3A	PCT	FTM-FTA	FT%	OFF-DEF-TOT	R/G	AST	A/G	PF	DQ	STL	BLK	PTS	AVG
09-10	POR	10	38	10-24	.417	2-4	.500	4-7	.571	1-1-2	0.2	5	0.5	6	0	4	0	26	2.6
10-11	POR	64	783	135-328	.412	47-133	.353	36-47	.766	19-32-51	0.8	109	1.7	63	0	27	1	353	5.5
11-12	SA	16	261	63-130	.485	24-56	.429	15-15	1.000	4-24-28	1.8	39	2.4	14	0	10	1	165	10.3
12-13	SA	58	656	113-241	.469	52-130	.400	16-19	.842	9-41-50	0.9	62	1.1	55	0	26	4	294	5.1
13-14	SA	81	1527	309-666	.464	135-318	.425	73-82	.890	34-135-169	2.1	149	1.8	114	0	68	9	826	10.2
14-15	SA	51	801	128-336	.381	62-182	.341	33-40	.825	21-54-75	1.5	87	1.7	58	0	28	2	351	6.9
15-16	SA	81	1662	260-612	.425	123-320	.384	47-58	.810	27-131-158	2.0	226	2.8	102	0	59	6	690	8.5
16-17	SA	80	1754	273-621	.440	147-355	.414	66-80	.825	24-117-141	1.8	280	3.5	109	0	65	3	759	9.5
TOTALS		441	7482	1291-2958	.436	592-1498	.395	290-348	.833	139-535-674	1.5	957	2.2	521	0	283	26	3464	7.9



Guard | 6-5 | 170 | Second Season | Washington | 9/19/96

REGULAR SEASON HIGHS

MINUTES	34, vs. Denver, 1/19/17
POINTS	24, vs. Denver, 1/19/17
REBOUNDS	6 (2), at Oklahoma City, 3/9/17
ASSISTS	6, vs. Indiana, 3/1/17
STEALS	1 (8), vs. Sacramento, 3/8/17
BLOCKS	2, vs. Toronto, 1/3/17

PLAYOFF HIGHS

29, vs. Golden State, 5/22/17
11, at Houston, 5/11/17
10, at Houston, 5/11/17
7, vs. Golden State, 5/22/17
5, vs. Golden State, 5/22/17
1, at Houston, 5/11/17

2016-17: Appeared in 38 games with eight starts, averaging 3.4 points, 1.1 rebounds and 1.3 assists ... shot .431 from the floor and .391 from long range ... scored in double figures in four games and led the team in assists four times ... in a career game on 1/19 vs. Denver, registered 24 points (7-11 FG, 3-5 3FG, 7-7 FT), 2 rebounds, 2 assists and 1 steal in 34 minutes of action ... in his fifth NBA start, registered 11 points (4-7 FG, 3-4 FT), 3 rebounds, 2 assists and 1 block in 22 minutes on 1/24 at Toronto ... notched 14 points (7-11 FG), 6 assists and 2 rebounds on 1/21 at Cleveland ... finished with 10 points (3-5 FG, 2-2 3FG, 2-2 FT) along with 2 assists in 10 minutes on 1/12 vs. L.A. Lakers ... in his first career start, scored 4 points (2-3 FG), a personal best 4 assists and 2 rebounds in 14 minutes on 11/21 vs. Dallas ... hit his first field goal on 2-for-2 three-point shooting in 9 minutes on 11/5 vs. L.A. Clippers ... recorded his first NBA points by going 2-for-2 at the foul line on 11/4 at Utah ... made his NBA debut on 10/29 vs. New Orleans and grabbed 2 boards and one assist ... sat out two games with a sprained right ankle (1/14-1/17) ... missed 17 games, left groin (3/11-4/10) ... was inactive for 12 games (10/25, 10/27, 11/12, 12/5-12/20, 2/10) ... missed 13 games DNP-CD (10/30, 11/9, 11/23-11/25, 11/30-12/2, 1/1, 1/10, 1/29, 2/8, 2/13, 3/3, 3/6).

Appeared in 11 playoff games and started in two, averaging 5.7 points, 2.5 rebounds, 2.5 assists and 1.45 steals in 15.3 minutes ... shot .377 from the field and .680 from the free throw line ... finished with 9 points, 7 assists, a Spurs rookie record 5 steals and 2 rebounds on 5/22 at Golden State ... registered 10 points (4-6 FG), 2 rebounds and 2 steals on 5/20 vs. Golden State ... tallied 8 points, 6 rebounds, team-leading 6 assists and game-best 4 steals on 5/16 at Golden State ... recorded a double-double of 11 points (5-10 FG, 1-2 FT) and 10 rebounds along with 5 assists, 2 steals and 1 block on 5/11 at Houston ... in his first postseason start on 5/5 at Houston, tallied 2 points, 2 rebounds and 1 steal ... sat out three games DNP-CD (4/22, 4/27, 5/9) ... was inactive for two games (4/15-4/17).

CAREER NOTES: Selected by the Spurs in the first round of the 2016 NBA Draft (29th overall) ... played with the Silver and Black in the 2016 and 2017 NBA Summer League in Utah and Las Vegas ... played in college at Washington for one season and was named to the Pac-12 All-Conference Second Team and Pac-12 All-Freshman Team, averaging 16.1 points, 5.9 rebounds, 4.4 assists and 1.82 steals in 33.5 minutes while starting all 34 games ... led all Pac-12 freshmen in points, assists and steals, while finishing second in rebounds ... scored double figures in 26 contests, including 10 with at least 20 points and two with 30-or-more ... set a new school record for assists by a freshman, finishing the season with 151 helpers ... one of two freshmen in NCAA Division I to average at least 16.0 points, 5.0 rebounds and 4.0 assists last season, along with LSU's Ben Simmons ... originally from Seattle, Wash. (Rainier Beach High School).

NBA REGULAR SEASON STATISTICS

Year	TEAM	G	MIN	FGM-FGA	PCT	FG3-FG3A	PCT	FTM-FTA	FT%	OFF-DEF-TOT	R/G	AST	A/G	PF	DQ	STL	BLK	PTS	AVG
16-17	SA	38	322	50-116	.431	9-23	.391	21-30	.700	6-36-42	1.1	48	1.3	29	0	8	6	130	3.4



Guard | 6-2 | 185 | 17th Season | France | 5/17/82

REGULAR SEASON HIGHS

Minutes	53, at L.A. Clippers, 4/9/05
Points	55, at Minnesota, 11/5/08
Rebounds	12, at Houston, 12/10/12
Assists	17, at New Orleans, 1/23/12
Steals	6 vs. Seattle 3/3/04
Blocks	2 (5), at Charlotte, 3/21/16

PLAYOFF HIGHS

51, vs. Phoenix, 4/19/08
43, at Dallas, 4/25/09
10, at LA Lakers, 5/21/08
18, vs. Memphis, 5/21/13
4, at Dallas, 4/25/09
1 (19), vs. Oklahoma City, 5/10/16

2016-17: Started in each of his 63 appearances, averaging 10.1 points, a team-best 4.5 assists and 1.8 rebounds in 25.2 minutes ... shot .466 from the field, .333 from long range and .726 from the charity stripe ... scored in double figures 34 times, including five games with 20-plus points ... led the team in assists in 31 games ... recorded 21 points (7-15 FG, 7-9 FT) along with 5 assists and 4 rebounds on 4/2 vs Utah ... logged 16 points (8-10 FG), 7 assists and 3 boards on 3/19 vs. Sacramento ... posted 19 points on a season-high 3 three-pointers (7-14 FG, 2-2 FT) along with 6 rebounds and 3 assists on 3/6 vs. Houston ... dished out a game and season-best 12 assists on 2/10 at Detroit ... logged 18 points (7-12 FG, 1-1 3FG, 3-3 FT) and 5 assists on 2/8 at Philadelphia ... on 2/4 vs. Denver, had a perfect shooting night by going 8-for-8 from the field and 2-2 from the free throw line to post 18 points along with 4 assists and 3 steals in 23 minutes ... logged 21 points (10-11 FG, 1-1 3FG), 9 rebounds and 3 assists on 1/5 at Denver ... set a new season-high of 22 points (10-18 FG, 1-2 3FG, 1-2 FT) as well as a team-leading 6 rebounds and 3 assists on 1/1 at Atlanta ... tallied 18 points (7-15 FG, 1-1 3FG, 3-5 FT), 5 assists and 2 rebounds in 22 minutes on 12/30 vs. Portland ... finished with 20 points on 10-of-16 shooting with 3 assists on 12/28 vs. Phoenix ... tallied 20 points (8-13 FG, 1-1 3FG, 3-3 FT) along with 3 assists in 27 minutes on 11/26 at Washington ... scored 16 points (6-10 FG, 1-1 3FG, 3-3 FT), a team-leading 7 assists and 2 rebounds on 11/18 at L.A. Lakers ... led the team in assists with 7 while logging 14 points (7-10 FG) and 3 rebounds in 25 minutes on 11/16 at Sacramento ... registered 16 points (6-9 FG, 4-5 FT) and 3 assists on 11/12 at Houston ... recorded three DNP-CD's (11/21, 11/30, 4/7) ... missed two games due to rest (10/29, 12/23) ... sat out three games with right knee soreness (11/4-11/9) ... missed one game with a left quad contusion (12/2) ... sat out one game with a left knee contusion (12/6) ... missed four games with left foot pain (1/19-1/24) ... sat out one game with a quad contusion (3/1) ... sat out four games with back stiffness (3/9-3/15).

Started in eight playoff games, averaging 15.9 points, 2.5 rebounds and 3.1 assists in 26.4 minutes ... shot .526 from the floor, .579 from long range and 1.00 from the free throw line ... posted 18 points (8-13 FG, 2-2 3FG), 4 assists and 3 rebounds on 5/3 vs. Houston ... registered 27 points (11-14 FG, 1-2 3FG, 4-4 FT), 4 assists and 2 rebounds on 4/27 at Memphis ... tallied 22 points (9-19 FG, 4-4 FT), 5 assists and 4 rebounds on 4/22 at Memphis ... missed eight games with a ruptured left quadriceps tendon (5/5-5/22).





TONY PARKER

CAREER NOTES: Is in his 17th NBA season, all with the Spurs ... in his NBA career has appeared in 1,143 regular season games, averaging 16.1 points, 5.8 assists and 2.8 rebounds in 31.7 minutes ... has seen action in 221 playoff games, averaging 18.2 points, 5.1 assists and 3.0 rebounds in 34.8 minutes ... one of six players in NBA history to record at least 18,500 points and 6,500 assists in their career (John Stockton, Isiah Thomas, Gary Payton, Oscar Robertson, LeBron James) ... selected by San Antonio in the first round of the 2001 NBA Draft with the 28th overall pick ... the 2007 NBA Finals MVP ... named to the All-NBA Second Team in each season from 2012-14 ... an All-NBA Third Team selection in 2008-09 ... a seven-time NBA All-Star ... named the Gazzetta dello Sport European Player of the Year in 2008 ... named the 2003 Champion of French Champions by the French newspaper L'Equipe (the first basketball player ever to receive the award) ... on 10/30/01 vs. the L.A. Clippers became the youngest player ever to appear in a game with the Spurs making his NBA debut at 19 years and 166 days of age ... is the Spurs all-time leader and ranks third among active players in assists (6,634) ... among Spurs all-time leaders ranks second in games played (1,143), third in field goals made (7,386), fourth in points (18,522), fifth in free throws made (3,254), sixth in steals (1,004) and eighth in three-point field goals made (496) ... is the Spurs all-time playoff leader in assists (1,137) ... among Spurs all-time playoff leaders ranks second in points (4,012), games (221), field goals made (1,599) and steals (197), third in free throws made (695) and fourth in rebounds (662) ... one of four players in NBA postseason history with at least 4,000 points and 1,000 assists in the playoffs (Michael Jordan, Kobe Bryant, LeBron James are the other three) ... has been a member of the French National Team since 2001 ... played for France in the 2001, 2003, 2005, 2007, 2011, 2013 and 2015 European Championships ... averaged 11.9 points and 2.9 assists in seven games as France finished third in the 2005 European Championship ... in the bronze medal game had 25 points and 5 assists as France beat Spain to claim its first medal in the European Championships since 1959 ... in the 2007 European Championship averaged 20.1 points, 3.3 rebounds and 2.8 assists in 30.9 minutes in nine games ... helped lead France to a second place finish in the 2011 European Championship, earning a spot in the 2012 Olympics ... earned All-Tournament honors, averaging 22.1 points, 4.4 assists and 3.5 rebounds 35.0 minutes ... led France to the second round of the 2012 Olympics, averaging 15.2 points, 3.2 assists and 2.8 rebounds in 30.2 minutes in six games ... earned MVP honors at the 2013 European Championship leading France to their first ever gold medal ... averaged 19.0 points, 3.3 assists and 2.1 rebounds in 29.6 minutes in 11 games ... in the semifinal game vs. Spain finished with a tournament-high 32 points ... represented France in the 2016 Rio Olympics, averaging 13.2 points, 3.8 assists and 1.2 rebounds in 22.7 minutes over six games ... was a member of France's Junior National Team in the European Junior Championships in both 1998 and 2000 ... played in the French minors in 1997-98 and 1998-99 before signing with Paris Saint Germain Racing in 1999 (the team changed its name to Paris Basket Racing prior to the 2000-01 season).

NBA REGULAR SEASON STATISTICS

Year	TEAM	G	MINS	FGM-FGA	PCT	FTM-FTA	FT%	FG3-FG3A	PCT	OFF-DEF-TOT	R/G	AST	A/G	PF	DQ	STL	BLK	PTS	AVG
01-02	SA	77	2267	268-639	.419	108-160	.675	61-189	.323	33-164-197	2.6	334	4.3	166	1	89	7	705	9.2
02-03	SA	82	2774	484-1043	.464	219-290	.755	82-243	.337	33-183-216	2.6	432	5.3	174	2	71	4	1269	15.5
03-04	SA	75	2577	423-946	.447	191-272	.702	62-199	.312	43-194-237	3.2	411	5.5	148	0	61	7	1099	14.7
04-05	SA	80	2735	539-1118	.482	210-323	.650	43-156	.276	47-251-298	3.7	491	6.1	167	0	98	4	1331	16.6
05-06	SA	80	2715	623-1136	.548	253-358	.707	11-36	.306	38-223-261	3.3	460	5.8	161	1	83	4	1510	18.9
06-07	SA	77	2499	570-1096	.520	274-350	.783	15-38	.395	34-216-250	3.2	420	5.5	137	0	82	6	1429	18.6
07-08	SA	69	2312	515-1043	.494	248-347	.715	17-66	.258	30-191-221	3.2	411	6.0	93	0	55	8	1295	18.8
08-09	SA	72	2456	639-1263	.506	284-363	.782	19-65	.292	27-196-223	3.1	496	6.9	110	0	67	4	1581	22.0
09-10	SA	56	1728	349-716	.487	186-246	.756	10-34	.294	7-128-135	2.4	317	5.7	96	0	29	8	894	16.0
10-11	SA	78	2528	555-1069	.519	233-303	.769	25-70	.357	30-208-238	3.1	513	6.6	135	0	90	3	1368	17.5
11-12	SA	60	1923	427-890	.480	227-284	.799	14-61	.230	22-149-171	2.9	463	7.7	75	0	57	5	1095	18.3
12-13	SA	66	2173	519-995	.522	279-330	.845	24-68	.353	18-180-198	3.0	499	7.6	92	0	54	6	1341	20.3
13-14	SA	68	1997	456-914	.499	197-243	.811	25-67	.373	17-138-155	2.3	388	5.7	86	0	36	9	1134	16.7
14-15	SA	68	1953	404-832	.486	130-166	.783	38-89	.427	14-114-129	1.9	335	4.9	108	0	44	2	976	14.4
15-16	SA	72	1980	350-710	.493	130-171	.760	27-65	.415	17-159-176	2.4	379	5.3	114	0	54	11	857	11.9
16-17	SA	63	1587	265-569	.466	85-117	.726	23-69	.333	9-104-113	1.8	285	4.5	92	0	34	2	638	10.1
TOTALS		1143	36205	7386-14979	.493	3254-4323	.753	496-1515	.327	420-2798-3218	2.8	6634	5.8	1954	4	1004	90	18522	16.2



G**BRANDON PAUL****3****Guard | 6-4 | 200 | Rookie | Illinois | 4/30/91**

2016-17: Spent the season with Turkish club Anadolu Efes, averaging 8.6 points, 1.04 steals and 1.0 rebounds in 17.3 minutes while shooting .415 (39-94) from three-point range in 23 games ... played with Philadelphia in the 2016 Samsung NBA Summer League, averaging 10.7 points, 3.2 rebounds and 1.70 steals in 19.5 minutes over 6 games ... also played with Charlotte in the Southwest Airlines Orlando Pro Summer League, averaging 12.2 points, 6.0 rebounds and 1.60 steals in 28.0 minutes over 5 games ... signed with the 76ers on 7/25 ... waived on 10/24 after appearing in four preseason games.

Spent the 2017 Orlando Pro Summer League with Dallas, averaging 16.5 points, 5.5 rebounds, 3.0 assists and 1.30 steals in 29.0 minutes over 4 games ... played with Cleveland in the 2017 MGM Resorts Summer League, averaging 14.3 points, 5.0 rebounds, 2.3 assists and 2.30 steals in 25.3 minutes over 3 games.

CAREER: In his first NBA season ... signed with San Antonio on July 14, 2017 ... played overseas with Spanish club FIATC Joventut during 2015-16 season... averaged 13.2 points, 2.7 rebounds and 1.4 assists over 33 games ... spent 2014-15 season with the Canton Charge of the NBA G League ... averaged 15.1 points, 4.4 rebounds, 1.8 assists and 1.14 steals in 26.3 minutes over 43 games ... played with Minnesota in the 2013 Las Vegas NBA Summer League, averaging 7.7 points and 1.8 rebounds in 14.3 minutes over 6 games ... signed with BC Nizhny Novgorod of Russia on 8/10/13, averaging 6.4 points and 2.7 rebounds in 13.8 minutes over 12 games ... undrafted in the 2013 NBA Draft ... played four years at Illinois where during his senior season he averaged 16.6 points, 4.4 rebounds, and 2.7 assists in 32.0 minutes, ranking third in Big Ten in scoring and earning Third-Team All-Big Ten honors ... appeared in 138 games (89 starts) for the Illini, averaging 12.0 points, 3.9 rebounds and 2.2 assists ... was just the second Illini player ever to reach career milestones of 1,500 points, 500 rebounds, 300 assists and 100 steals ... originally from Gurnee, Ill. (Warren Township High School).

G**LONDON PERRANTES****7****Guard | 6-2 | 190 | Rookie | Virginia | 10/3/94**

2016-17: In his senior season at Virginia, averaged 12.7 points, 3.8 assists and 3.0 rebounds in 32.1 minutes over 34 games (34 starts) ... shot .414 from the field, .374 from three-point range and .813 from the charity stripe ... named to All-ACC Second Team and USBWA All-District 3 Team.

Played with Miami in the 2017 Orlando Pro Summer League, averaging 11.3 points, 3.8 rebounds, 4.8 assists and 1.30 steals in 28.8 minutes over 4 games, ranking fifth in assists among all players ... also played with Miami in the 2017 Las Vegas Summer League, averaging 10.0 points, 2.0 rebounds, 5.0 assists and 1.50 steals in 28.0 minutes over 2 games, ranking fifth in assists among all players.

CAREER NOTES: Signed with the Spurs on Aug. 23, 2017 ... undrafted in the 2017 NBA Draft ... over his four years at Virginia, averaged 8.9 points, 4.1 assists and 2.7 rebounds in 32.1 minutes while shooting .812 from the charity stripe ... is the school's all-time leader in games played (138), starts (134) and minutes played (4,425) ... first Cavalier to win a game in four straight NCAA tournaments ... originally from Los Angeles, Calif. (Crespi Carmelite High School).



Guard | 6-4 | 190 | Rookie | Colorado | 7/2/94

2016-17: Finished his senior season at Colorado University averaging 18.1 points, 4.4 assists, 4.1 rebounds, 1.44 blocks and 1.24 steals in 32.8 minutes while shooting .507 (205-404) from the floor, .396 (57-144) from three-point range and .813 (148-182) from the free throw line ... in his lone season in Boulder, he was named to the All-Conference First Team in the Pac-12, as well as the All-Defensive Team and All-Tournament Team ... in the Pac-12, White ranked third in scoring, fifth in free throw percentage, sixth in assists, seventh in blocks, 10th in assist-to-turnover ratio (1.8), 14th in three-point percentage and steals and 15th in field goal percentage ... he was one of two players, joining Washington's Markelle Fultz, to rank in the Pac-12 Top 10 in scoring, assists and blocked shots ... became one of three players in the last 20 seasons to average at least 18.0 points, 4.0 rebounds, 4.0 assists and 1.00 block for a season in Division I college basketball, along with Chicago's Dwyane Wade and the first overall pick of the 2017 NBA Draft, Philadelphia's Markelle Fultz.

Played with the Silver and Black in the 2017 NBA Summer League in Utah and Las Vegas ... averaged 11.8 points, 2.7 rebounds and 1.8 assists in 24.3 minutes over six total games ... led the team in scoring twice ... scored a team-high 20 points in the Spurs final game in Las Vegas vs. Portland on 7/15.

CAREER NOTES: Selected by the Spurs in the first round of the 2017 NBA Draft (29th overall) ... was the first college senior selected in the 2017 NBA Draft ... signed with the Spurs on July 6, 2017 ... played one season at Colorado ... sat out the 2015-16 season per NCAA transfer rules ... prior to joining the Buffalo, White played three seasons at Division II University of Colorado at Colorado Springs, where he is the school's all-time leader in career points and assists ... averaged 22.0 points, 5.9 rebounds and 3.9 assists in three seasons at UCCS ... originally from Parker, Colo. (Legend High School).





SPURS STAFF






GREGG POPOVICH

HEAD COACH / PRESIDENT OF SPURS BASKETBALL

In his 22nd season as the Spurs head coach ... the longest tenured coach with the same team among the 122 NBA, NFL, NHL and MLB franchises ... has led the Spurs to five NBA Championships (1999, 2003, 2005, 2007 and 2014) ... one of five coaches in history with five-or-more NBA Championships (along with Phil Jackson, Red Auerbach, John Kundla and Pat Riley) ... he, Steve Kerr and Eric Spoelstra are the only three active coaches with multiple NBA titles ... finished the 2016-17 season with a career mark of 1,150-506 ... career winning percentage of .694 ranks third in NBA history (behind Jackson and Billy Cunningham) ... ranks seventh in NBA history in career victories and first among active coaches ... on Feb. 4, 2017, collected his 1,128th win as Spurs head coach to surpass Jerry Sloan for most wins with a single franchise in NBA history ... posted his 1,000th career win at Indiana on Feb. 9, 2015 ... his 166 playoff wins rank third in NBA history (behind Jackson and Riley) and his playoff career winning percentage of .610 (152-94) is the fourth-best in league history (100 game minimum) ... named NBA Coach of the Year in 2003, 2012 and 2014 ... has led San Antonio to the NBA's best regular season record five times (1998-99, 2000-01, 2002-03, 2011-12 and 2013-14) ... the Western Conference All-Star coach in 2005, 2011, 2013 and 2016 ... has been the NBA Coach of the Month 17 times, the most in league annals ... the Spurs all-time leader in both regular season and playoff wins ... a 1970 graduate of the United States Air Force Academy with a degree in Soviet studies ... played four seasons at the Air Force Academy ... as a senior was the team's captain and leading scorer ... following his graduation in 1970 served his five-year military commitment ... during that time toured Eastern Europe and the Soviet Union as a member of the U.S. Armed Forces Team ... selected to represent the U.S. on the national AAU Team touring the Soviet Union ... in 1972 was the captain of the Armed Forces team, which won the AAU Championship ... earned an invitation to the 1972 U.S. Olympic Team Training Camp ... in 1973 returned to the Air Force Academy as an assistant coach ... spent six years at Air Force during which time he obtained his master's degree in physical education and sports sciences from the University of Denver ... in 1979 was named the head coach at Pomona-Pitzer in Claremont, California ... spent the next eight seasons at Pomona ... during the 1985-86 season led the team to its first conference championship in 68 years and to a berth in the NCAA Division III Tournament ... while at Pomona was an active member of the school's academic community, working as an associate professor, chairing the college's Student Life committee, serving on the Women's Commission and even – for one year – living in a dorm with his family ... moved to the NBA in July of 1988, joining the Spurs as an assistant coach as a member of Larry Brown's staff ... spent the next four seasons in San Antonio with a Spurs team that won a pair of Midwest Division titles ... in the summer of 1992 was named an assistant coach on Don Nelson's staff with Golden State ... spent the next two seasons with the Warriors ... returned to San Antonio on May 31, 1994, as the Spurs executive vice president of basketball operations/general manager (served as GM for eight seasons before turning the job over to R.C. Buford on July 1, 2002) ... named the Spurs head coach in December of 1996 ... served as an assistant coach for USA Basketball's Men's Senior Team for three consecutive summers (at the 2002 World Basketball Championship, the 2003 FIBA America Men's Olympic Qualifying Tournament and the 2004 Olympic Games) ... a very active member of the San Antonio community ... in 1991 teamed with Frank Martin to create the Spurs Youth Basketball League ... today the league plays at 75 locations in San Antonio and through-out South Texas ... over 15,000 boys and girls, ages 7 to 16, played in the league in 2011-12 ... prior to every game, each participant takes a pledge, promising to remain drug and alcohol free while showing good sportsmanship and fair play ... the league was honored with a Daily Point of Light Award by President Bush in February of 1992... is involved in several charities in the San Antonio area including the San Antonio Food Bank, Roy Maas' Youth Alternatives, Boys and Girls Club and The Miracle League ... honored by the Air Force Academy with its Distinguished Graduate Award in 2007 ... he and his wife Erin have been blessed with two children, Micky and Jill.



ETTORE MESSINA

ASSISTANT COACH



Enters his fourth season on the bench for the Spurs ... named one of the Euroleague's 10 Greatest All-Time Coaches in 2008 ... has earned numerous coaching accolades throughout his career including being inducted into the Italian Basketball Hall of Fame in 2009, European Coach of the Year in 1998, Euroleague Coach of the Year in 2006 and 2008, Italian Coach of the Year in 1990, 1993, 1998, 2001 and 2005, and Russian Coach of the Year 2006, 2007, 2008 and 2009 ... before joining the Silver and Black spent two seasons (2012-14) as the head coach of the CSKA Moscow in the Russian League, his second stint with the team ... led CSKA to the Russian Championship and the Euroleague Final Four both seasons ... served as a coaching consultant for the L.A. Lakers in 2011-12 ... prior to making the move to the NBA, spent four seasons (2005-2009) at the helm of CSKA Moscow where he led the team to two Euroleague Championships (2006, 2008) and four Russian SuperLeague titles (2006-2009) ... served as a coach in the Italian League for over 15 years ... earned two Euroleague Championships (1998 and 2001) as well as several Italian championships with Virtus Bologna, where he had two stints as head coach (1989-1993, 1997-2002) ... was at the helm of Benetton Treviso from 2002-2005, guiding the team to an Italian championship in 2003 ... a native of Catania, Italy ... served as head coach of the senior men's Italian national basketball team (1993-1997), where he led Italy to the silver medal at the 1997 European Championship ... in 2016 he returned as head coach of the Azzurri.

IME UDOKA

ASSISTANT COACH



Enters his sixth season with the Spurs as an assistant coach ... served as the head coach of the Spurs Las Vegas Summer League squad in 2013 and 2014 ... spent three seasons as a player with the Silver and Black from 2007-09 and the 2010-11 campaign ... enjoyed a seven-year NBA career ... played for the L.A. Lakers in 2003-04, the New York Knicks in 2005-06, the Portland Trail Blazers in 2006-07 and the Sacramento Kings in 2009-10 ... went undrafted out of college ... spent time in the NBA Development League and played internationally in Spain and France ... was named to the All-NBA D-League First Team and was also the recipient of Jason Collier Sportsmanship Award in 2005-06 ... began his college career at Eastern Utah and spent a year at the University of San Francisco before finishing at Portland State ... late father was of Ibibio descent and was born in Nigeria ... played for the Nigerian National Team in multiple tournaments, including the 2005 African Championship, the 2006 FIBA World Championship, and the 2011 African Championship where he helped lead Nigeria to a bronze medal.

JAMES BORREGO

ASSISTANT COACH



Is in his second stint on the Spurs bench ... spent seven seasons with the organization from 2003-10 ... began as an assistant video coordinator in the summer of 2003 and finished his tenure as an assistant coach ... prior to re-joining the Spurs in 2015 spent three seasons with the Orlando Magic as an assistant coach ... was named interim head coach midway during the 2014-15 season ... before joining the Magic spent two seasons as an assistant coach with the New Orleans Hornets (2010-12) ... participated in the NBA's Basketball Without Borders Asia in 2012, Basketball Without Borders Argentina in 2013, NBA Camp Cuba in 2015 as well as Basketball Without Borders Americas in 2017 ... played collegiately at the University of San Diego from 1998-2001 ... began his coaching career at his alma mater, serving as an assistant from 2001-03 ... earned a bachelor's degree in English and a master's degree in leadership studies from USD ... born and raised in Albuquerque, N.M., he led Albuquerque Academy to a pair of state championships ... he and his wife, Megan, have a daughter, Grace, and two sons, Zachary and Nicholas.



CHIP ENGELLAND **ASSISTANT COACH**



Entering his 12th season as a Spurs assistant coach ... prior to joining the Silver and Black served as director of player development for the Denver Nuggets for two seasons ... before making the move to the Nuggets served as a shooting consultant with the Detroit Pistons during the 1999–2000 season ... began his coaching career in 1993 with the introduction of Chip Shots basketball camps ... two years later he founded In-Net Corporation, becoming a sought-after speaker, clinician and advisor ... served as a ball boy for John Wooden's 1975 NCAA Championship UCLA team ... went on to lead city of Los Angeles in scoring while at Pacific Palisades High School in 1979 ... lettered four seasons at Duke University while playing for Bill Foster and Mike Kryzewski ... team captain of the 1982-83 Blue Devils squad ... after graduation spent nine years playing professionally in the Philippines, Canada and the Continental Basketball Association ... was a member of the San Miguel team which captured the 1985 Jones Cup Championship ... following two seasons of international competition, Engelland returned to North America where he played in All-Star games for the Topeka Sizzlers of the CBA and the Calgary 88's of the World Basketball League ... he and wife, Jessica, have two sons, Press and Path.

BECKY HAMMON **ASSISTANT COACH**



Enters her fourth season as an assistant coach with the Spurs ... served as the head coach of the Spurs Las Vegas Summer League in 2015 and 2016 ... guided the 2015 squad to the summer league championship ... retired following the 2014 WNBA season after a 16-year playing career ... played eight seasons for the San Antonio Stars (2007-14) and eight seasons for the New York Liberty (1999-2006) ... in WNBA history, ranks eighth in total points, third in three-point field goals made, fourth in assists, ninth in games played, 12th in total minutes, second in free-throw percentage, and 13th in free throws made and 15th in field goals made ... ended her career as the Stars all-time leader in assists, points per game and three-point field goals made ... selected as one of the WNBA's Top20@20, an honor given to the WNBA's 20 greatest and most influential players in the league's 20 year history ... named one of the WNBA's Top 15 Players of all time in July of 2011 ... voted to the All-WNBA First Team twice and to the All-WNBA Second Team on two occasions ... a six-time WNBA All-Star ... was the top vote-getter for the Stars All-Decade Team in 2012 ... in 2008, led the Stars to their only WNBA Finals appearance in franchise history ... played collegiately at Colorado State (1995-99) where she was a three-time All-American and the 1999 Naismith Award winner ... inducted into the Colorado Sports Hall of Fame in 2015.

WILL HARDY **ASSISTANT COACH**



Enters his eighth season with the Spurs, his second as an assistant coach ... served as the team's video coordinator from 2013-15 ... during the past three summers has served as the head coach of the Spurs summer league team in Utah and was the head coach of the Spurs 2017 MGM Resorts Summer League team ... the Williams College graduate began his career in San Antonio as a basketball operations intern in 2010 before being promoted to assistant video coordinator in 2011 ... while at Williams College, he was a member of the Ephs basketball squad that finished 30-2 and second nationally in 2010 ... originally from Richmond, Va., he and his wife Spencer, a San Antonio native, were married in August of 2015.



R.C. BUFORD

PRESIDENT OF SPORTS FRANCHISES



Named president of sports franchises for Spurs Sports and Entertainment in July of 2008 ... in this current position serves as the general manager of the Spurs while overseeing the sports administration for the other four teams in the SS&E family (the Austin Spurs, Stars, San Antonio Rampage and San Antonio FC) ... started his coaching career at the University of Kansas in 1983 ... during each of his five seasons at Kansas, the Jayhawks participated in the NCAA Tournament ... was an assistant coach for the team that won the 1988 NCAA Championship as well as the 1985–86 squad that advanced to the Final Four ... made the move to the NBA in the summer of 1988 joining the Spurs as an assistant coach on Larry Brown's staff (other assistants on that staff included Gregg Popovich, Alvin Gentry and Ed Manning) ... spent four seasons as an assistant with the Spurs ... during that time San Antonio won back-to-back Midwest Division titles (1990 and 1991) ... joined the Los Angeles Clippers in the summer of 1992 as the first assistant for Coach Brown ... the Clippers posted a 41-41 record during the 1992–93 season and earned a spot in the 1993 Playoffs ... served as an assistant coach at the University of Florida during the 1993–94 season (as the team advanced to the Final Four for the first time in school history) ... returned to San Antonio in the summer of 1994 when Gregg Popovich hired him as the team's head scout ... in the summer of 1997 he became the Spurs director of scouting ... promoted to vice president/assistant general manager in the summer of 1999 ... was named the Spurs general manager in July of 2002 ... played collegiate basketball at Texas A&M University and Oklahoma State before receiving his degree from Friends University ... involved in the NBA Basketball Without Borders Africa camp ... in 2015, he became an Advisory board member for Fuqua/Coach K Center on Leadership & Ethics (COLE) at Duke University. serves on the Board of Directors of PeacePlayers International ... his wife, Beth, is a former player on the LPGA Tour ... they are both active with the Juvenile Diabetes Research Foundation ... they have a son, Chase, a daughter, C.C. ... in 2004 they welcomed Alexis Wangmene and in 2007 they welcomed Samer Jasser to their family ... Wangmene is from Cameroon and met the Bufords during the Basketball Without Borders program in Johannesburg ... Jassar is from Israel and was introduced to the Bufords through Peace Players International.

BRIAN WRIGHT

ASSISTANT GENERAL MANAGER



Enters his second season with the Spurs ... spent the past two seasons as the Detroit Pistons assistant general manager ... before joining the Pistons spent eight seasons with the Orlando Magic, ascending to the role of director of college scouting in his final season ... began his career with the Magic as a summer intern in 2006 and was hired as the scouting coordinator prior to the 2006-07 season ... served as scouting manager and spent the 2012-13 season as the team scouting/player development manager ... attended graduate school at the University of Central Florida, earning an MBA and master's in sports business management from the DeVos Sports Business Management Program ... prior to his time at UCF, played basketball at La Sierra University in Riverside, Calif. ... was honored in 2003 and 2004 by the Riverside Sports Hall of Fame for outstanding achievement in those seasons ... is a co-author of two books in conjunction with the DeVos Sports Business Management Program ... the first being 100 Heroes People in Sports Who Make This a Better World and the second being an update to the first titled 150 Heroes ... a native of Silver Spring, Md., Wright and his wife, Cara, have a son and recently welcomed a daughter to their family.



MONTY WILLIAMS

VICE PRESIDENT OF BASKETBALL OPERATIONS



Returned to San Antonio for his second stint with the Spurs in August 2016 ... got his start in coaching and the front office while serving as a coaching intern with the Silver and Black during the 2004-05 campaign after a nine-year playing career ... before spending last season as an assistant coach with the Oklahoma City Thunder, was head coach of the New Orleans Pelicans from 2010-2015, guiding the Pelicans to two playoff appearances ... prior to his time in New Orleans, spent five seasons as an assistant coach on the Portland Trail Blazers bench from 2005-10 ... in 2013, was named an assistant coach for the 2013-16 USA Basketball Men's National Team ... served on the coaching staff of Team USA Men's National Team that captured gold at the 2016 Olympic Games in Rio and the 2014 FIBA World Cup in Spain ... the 24th overall pick in the 1994 NBA Draft, averaged 6.3 points, 2.8 rebounds, 1.2 assists and 16.7 minutes in 456 games with New York, San Antonio, Denver, Orlando and Philadelphia ... was an honorable mention All-American at Notre Dame after averaging 22.4 points and 8.4 rebounds during his senior season ... recipient of the inaugural Sager Strong Award ... earned his degree from Notre Dame's College of Arts and Letters, majoring in communications and theatre ... went to South Africa as part of the NBA's Basketball Without Borders program in September of 2011 and August 2013 ... active in the Fellowship of Christian Athletes and many other charities, he was involved with fellow NBA guard Charlie Ward in distributing shoes and athletic equipment to impoverished communities in South Africa.

ANDY BIRDSONG

DIRECTOR OF PRO PLAYER PERSONEL/ AUSTIN SPURS GENERAL MANAGER



Is in his second stint in the Spurs front office ... spent the 2011-12 season with the Silver and Black as a basketball operations intern ... leads the pro personnel scouting efforts while assisting with strategic roster planning & day-to-day basketball operations as well as serving as general manager of the Austin Spurs ... prior to returning the Spurs in 2015 spent the three seasons with the Atlanta Hawks in the basketball operations department working alongside their general manager and head coach on all matters within basketball operations ... served as a graduate assistant coach at Florida State University from 2009-11 under Leonard Hamilton ... earned his master's degree in sports administration and management from FSU in 2011 ... was the head coach and director of the Minneapolis Redhawks AAU team from 2007-09, an AAU program he created ... earned a bachelor's degree in business administration from Bethel University in St. Paul, Minn. ... originally from Wayzata, Minn. ... married to the former Megan Trammell.

WILL SEVENING

HEAD ATHLETIC TRAINER



In his 19th season as the Spurs head athletic trainer ... received his bachelor's degree in biology from the University of Wisconsin-LaCrosse in 1990 ... obtained a master's in sports medicine from the United States Sports Academy in 1992 ... served as the assistant athletic trainer/strength coach with the Indiana Pacers from 1994-98 ... a certified member of the National Athletic Trainers Association ... one of two athletic trainers for U.S.A. Basketball at the 2003 FIBA Olympic Qualifying Tournament ... in his fourth term as president of the NBATA Foundation Board ... he and wife Terri have four children, Allison, Benjamin, Emma and Liam ... enjoys traveling to baseball games and has seen games in approximately 60 minor and major league ballparks.





2016-17 TEAM STATS



SPURS 2016-17 OVERALL STATS

Through April 12 (61-21)

SAN ANTONIO SPURS

2016-2017 REGULAR SEASON STATISTICS

PLAYER	G	GS	MIN	-FIELD GOALS-			-3-POINT			FG--			-FREE THROWS-			--REBOUNDS--			PF	DQ	STL	TO	BLK	PTS	AVG
				FG	FGA	PCT	FG	FGA	PCT	FT	FTA	PCT	OFF	DEF	TOT	AST									
Leonard	74	74	2475	636	1312	.485	147	387	.380	469	533	.880	80	350	430	260	122	0	133	154	55	1888	25.5		
Aldridge	72	72	2335	500	1049	.477	23	56	.411	220	271	.812	172	351	523	139	158	0	46	98	88	1243	17.3		
Gasol	64	39	1627	303	604	.502	56	104	.538	130	184	.707	107	394	501	150	110	0	24	81	70	792	12.4		
Parker	63	63	1587	265	569	.466	23	69	.333	85	117	.726	9	104	113	285	92	0	34	89	2	638	10.1		
Mills	80	8	1754	273	621	.440	147	355	.414	66	80	.825	24	117	141	279	109	0	65	101	3	759	9.5		
Ginobili	69	0	1291	171	439	.390	89	227	.392	86	107	.804	28	129	157	183	119	0	82	96	16	517	7.5		
Green	68	68	1807	176	449	.392	118	311	.379	27	32	.844	31	193	224	124	120	0	70	76	57	497	7.3		
Lee	79	10	1477	248	420	.590	0	0	---	80	113	.708	149	292	441	123	125	0	31	82	40	576	7.3		
Simmons	78	8	1392	177	421	.420	30	102	.294	99	132	.750	20	140	160	126	146	1	47	76	25	483	6.2		
Dedmon	76	37	1330	161	259	.622	0	0	---	65	93	.699	129	367	496	44	180	1	37	61	61	387	5.1		
Bertans	67	6	808	103	234	.440	69	173	.399	28	34	.824	22	76	98	46	75	0	20	32	28	303	4.5		
Murray	38	8	322	50	116	.431	9	23	.391	21	30	.700	6	36	42	48	29	0	8	38	6	130	3.4		
Anderson	72	14	1020	93	209	.445	15	40	.375	45	57	.789	33	175	208	92	63	0	51	39	26	246	3.4		
Laprovittola	18	3	174	20	47	.426	10	27	.370	9	9	1.000	1	9	10	28	19	0	4	19	1	59	3.3		
Forbes	36	0	285	36	99	.364	17	53	.321	5	6	.833	2	21	23	24	20	0	1	11	0	94	2.6		
Anthony	19	0	122	10	16	.625	0	0	---	5	8	.625	8	23	31	3	11	0	2	4	6	25	1.3		
SPURS	82	-	19805	3222	6864	.469	753	1927	.391	1440	1806	.797	821	2777	3598	1954	1498	2	655	1101	484	8637	105.3		
OPPONENTS	82	-	19805	3032	6840	.443	668	1943	.344	1315	1705	.771	800	2600	3400	1757	1623	3	614	1184	333	8047	98.1		

PLAYER	-- SINGLE-GAME HIGHS --							----- AVERAGE PER GAME -----					--CAREER HIGHS (C=SET, T=TIED THIS SEASON)--								
	MIN	REB	AST	ST	TO	BL	PTS	MIN	REB	AST	STL	TO	BLK	PTS	FG	FGA	FT	FTA	REB	AST	PTS
Leonard	46	12	7	6	7	3	41	33.4	5.8	3.5	1.80	2.1	0.74	25.5	15C	30C	15C	15T	16	7T	41C
Aldridge	44	14	6	3	5	5	33	32.4	7.3	1.9	0.64	1.4	1.22	17.3	17	31	16	19	25	8	44
Gasol	38	14	6	3	5	4	24	25.4	7.8	2.3	0.38	1.3	1.09	12.4	17	30	15	20	22	14	46
Parker	33	6	12	3	4	1	22	25.2	1.8	4.5	0.54	1.4	0.03	10.1	22	36	14	17	12	17	55
Mills	37	8	10	4	4	1	23	21.9	1.8	3.5	0.81	1.3	0.04	9.5	14	26	8	9	10	12	34
Ginobili	28	7	8	4	5	3	19	18.7	2.3	2.7	1.19	1.4	0.23	7.5	16	27	18	19	15	15	48
Green	38	8	6	4	4	4	18	26.6	3.3	1.8	1.03	1.1	0.84	7.3	12	21	9	10	12	7	33
Lee	36	16	6	2	4	2	18	18.7	5.6	1.6	0.39	1.0	0.51	7.3	16	29	12	14	22	11	37
Simmons	38	6	5	3	4	2	20	17.9	2.1	1.6	0.60	1.0	0.32	6.2	8C	19C	7C	9	7	5C	20C
Dedmon	32	17	3	3	4	4	17	17.5	6.5	0.6	0.49	0.8	0.80	5.1	9	14	8	8	17C	3C	18
Bertans	39	6	4	2	2	2	21	12.1	1.5	0.7	0.30	0.5	0.42	4.5	7C	14C	7C	8C	6C	4C	21C
Murray	34	6	6	1	4	2	24	8.5	1.1	1.3	0.21	1.0	0.16	3.4	7C	11C	7C	7C	6C	6C	24C
Anderson	38	10	6	5	3	2	14	14.2	2.9	1.3	0.71	0.5	0.36	3.4	7	14	6C	6C	11	7	15
Laprovittola	22	4	5	2	3	1	11	9.7	0.6	1.6	0.22	1.1	0.06	3.3	4C	6C	3C	3C	4C	5C	11C
Forbes	29	3	6	1	3	0	27	7.9	0.6	0.7	0.03	0.3	0.00	2.6	10C	19C	3C	3C	3C	6C	27C
Anthony	30	9	1	1	1	2	7	6.4	1.6	0.2	0.11	0.2	0.32	1.3	6	9	7	8	16	3	13
SPURS	265	59	38	14	23	15	134	241.5	43.9	23.8	7.99	13.4	5.90	105.3	68	127	45	57	75	50	171
OPPONENTS	265	55	32	14	23	11	119	241.5	41.5	21.4	7.49	14.4	4.06	98.1	68	130	46	58	77	51	166



SPURS 2016-17 MISC. STATS

INCLUDES GAMES OF WEDNESDAY, APRIL 12, 2017
SAN ANTONIO SPURS / MISCELLANEOUS STATISTICS

	RECORD	HOME	ROAD	OT	
OVERALL	61-21	31-10	30-11	4- 1	Head Coach: Gregg Popovich
Atlantic	9- 1	5- 0	4- 1		Overall: 21 Years 1150 Won 506 Lost .694 Pct.
Central	8- 2	4- 1	4- 1	1- 0	W/Club : 21 Years 1150 Won 506 Lost .694 Pct.
Southeast	8- 2	4- 1	4- 1	0- 1	
EASTERN	25- 5	13- 2	12- 3	1- 1	
Southwest	11- 5	6- 2	5- 3	2- 0	
Northwest	13- 5	7- 2	6- 3	1- 0	
Pacific	12- 6	5- 4	7- 2		
WESTERN	36-16	18- 8	18- 8	3- 0	

TEAM WINNING & LOSING STREAKS:

OVERALL	HOME	ROAD
Loss- 3	Loss- 2	Loss- 2
Long:Win - 9	Win - 9	Win - 13
Loss- 3	Loss- 3	Loss- 2
Last:Win -04/07 @ DAL 102-89	Win -04/04 vsMEM 95-89	Win -04/07 @ DAL 102-89
Loss-04/12 @ UTA 97-101	Loss-04/08 vsLAC 87-98	Loss-04/12 @ UTA 97-101

	WON	LOST	OFFENSE	VsOPP	HOME ATTENDANCE
Oct.	4	0			
Nov.	11	4	100+ 52- 7	If Opp W/L to date:	41 Games
Dec.	12	2	100< 9-14	.500+ 27-13	755,347 Total
Jan.	10	5	Defense	.500- 33- 8	18,423 Average
Feb.	8	2	100+ 23-15		18,615 High
Mar.	13	4	100< 38- 6		1 Sellouts
Apr.	3	4			

After 82 games last season: W 67 L 15

MARGINS	1	2	3	4	5	6	7	8	9	10	11	12	13	14	15	16	17	18	19	20	21	22	23
Won By:	2	4	2	2	4	4	6	6	1	2	1	1	2	4	1	3	1		2	1	2	1	
Lost By:	1	3	1	5	1		1	1		1	1	2			2	1							
	24	25	26	27	28	29	30	31	32	33	34	35	36	37	38	39	40	41	42	43	44	45	46+
Won By:	1		1		3	3												1					
Lost By:	1																						

At Start Of:	OVERALL	HOME	ROAD	FG%	OVERALL	HOME	ROAD
2nd- Ahead:	41- 7	21- 5	20- 2	-44%	15-14	8- 7	7- 7
-Behind:	17-12	8- 4	9- 8	45-49%	21- 6	10- 3	11- 3
- Tied:	3- 2	2- 1	1- 1	50-54%	18- 1	8- 0	10- 1
3rd- Ahead:	37- 8	18- 4	19- 4	55-59%	6- 0	4- 0	2- 0
-Behind:	22-12	13- 6	9- 6	+60%	1- 0	1- 0	0- 0
- Tied:	2- 1	0- 0	2- 1				
4th- Ahead:	49- 5	26- 2	23- 3				
-Behind:	9-16	4- 8	5- 8				
- Tied:	3- 0	1- 0	2- 0				



SPURS 2016-17 SEASON HIGHS

PLAYER	MINUTES	FIELD	FREE	----- REBOUNDS -----			ASSISTS	STEALS	TURNOVERS	BLOCKED	POINTS
		GOALS	THROWS	OFFENSIVE	DEFENSIVE	TOTAL				SHOTS	
LAMARCUS ALDRIDGE	44 MAR. 4 vs Minn.	15 DEC. 25 vs Chi.	10 DEC. 18 vs N.O.	8 OCT. 25 at G.S.	11 NOV. 11 vs Det.	14 (4) MAR. 3 at N.O.	6 (4) JAN. 21 at Clev.	3 (3) APR. 12 at Utah	5 (2) FEB. 10 at Det.	5 MAR. 29 vs G.S.	33 DEC. 25 vs Chi.
KYLE ANDERSON	38C APR. 7 at Dall.	6 JAN. 23 at Brk.	6C DEC. 6 at Minn.	3C NOV. 11 vs Det.	8 (2) APR. 7 at Dall.	10 APR. 7 at Dall.	6 MAR. 11 vs G.S.	5T DEC. 22 at LA-C	3 FEB. 2 vs Phil.	2T(3) APR. 7 at Dall.	14 JAN. 23 at Brk.
JOEL ANTHONY	30 APR. 7 at Dall.	2 (3) APR. 7 at Dall.	3 APR. 7 at Dall.	2 FEB. 2 vs Phil.	8 APR. 7 at Dall.	9 APR. 7 at Dall.	1 (3) APR. 7 at Dall.	1 (2) MAR. 11 vs G.S.	1 (4) APR. 7 at Dall.	2 APR. 7 at Dall.	7 APR. 7 at Dall.
DAVIS BERTANS	39C APR. 7 at Dall.	7C APR. 7 at Dall.	7C JAN. 7 vs Cha.	3C(2) APR. 7 at Dall.	6C DEC. 10 vs Brk.	6C(2) FEB. 2 vs Phil.	4C DEC. 14 vs Bos.	2C(3) APR. 7 at Dall.	2C(7) APR. 5 vs LA-L	2C(6) APR. 10 at Port.	21C JAN. 7 vs Cha.
DEWAYNE DEDMON	32C FEB. 10 at Det.	8 FEB. 10 at Det.	5 OCT. 30 at Miami	6 MAR. 25 vs N.Y.	12C FEB. 10 at Det.	17C FEB. 10 at Det.	3C(3) FEB. 26 at LA-L	3T JAN. 31 vs OKC.	4C MAR. 13 vs Atl.	4 (2) FEB. 24 at LA-C	17 FEB. 10 at Det.
BRYN FORBES	29C APR. 7 at Dall.	10C APR. 7 at Dall.	3C APR. 7 at Dall.	1C(2) MAR. 29 vs G.S.	3C APR. 7 at Dall.	3C APR. 7 at Dall.	6C APR. 7 at Dall.	1C OCT. 29 vs N.O.	3C APR. 5 vs LA-L	0C	27C APR. 7 at Dall.
PAU GASOL	38 JAN. 1 at Atl.	10 (2) NOV. 16 at Sac.	8 (2) MAR. 1 vs Ind.	5 (4) MAR. 25 vs N.Y.	12 (2) APR. 10 at Port.	14 DEC. 18 vs N.O.	6 (4) JAN. 12 vs LA-L	3 NOV. 23 at Cha.	5 MAR. 11 vs G.S.	4 (2) MAR. 13 vs Atl.	24 NOV. 16 at Sac.
MANU GINOBILI	28 OCT. 30 at Miami	7 MAR. 8 vs Sac.	8 JAN. 14 at Phoe.	4 NOV. 29 vs Orl.	6 DEC. 30 vs Port.	7 DEC. 30 vs Port.	8 MAR. 31 at OKC.	4 DEC. 5 at Milw.	5 OCT. 30 at Miami	3 DEC. 28 vs Phoe.	19 MAR. 8 vs Sac.
DANNY GREEN	38 MAR. 4 vs Minn.	6 (2) DEC. 30 vs Port.	5 NOV. 21 vs Dall.	4 (2) MAR. 29 vs G.S.	7 (2) MAR. 3 at N.O.	8 FEB. 6 at Mem.	6 NOV. 18 at LA-L	4 (3) JAN. 17 vs Minn.	4 MAR. 9 at OKC.	4 (2) MAR. 27 vs Clev.	18 DEC. 30 vs Port.
NICOLAS LAPROVITTOLO	22C(2) NOV. 5 vs LA-C	4C(2) DEC. 6 at Minn.	3C OCT. 29 vs N.O.	1C NOV. 5 vs LA-C	4C OCT. 29 vs N.O.	4C OCT. 29 vs N.O.	5C(2) DEC. 5 at Milw.	2C DEC. 2 vs Wash.	3C(2) DEC. 6 at Minn.	1C DEC. 10 vs Brk.	11C NOV. 5 vs LA-C
DAVID LEE	36 JAN. 21 at Clev.	8 (2) MAR. 8 vs Sac.	4 (4) APR. 7 at Dall.	7 NOV. 25 at Bos.	11 JAN. 19 vs Den.	16 JAN. 19 vs Den.	6 APR. 5 vs LA-L	2 (6) MAR. 31 at OKC.	4 (2) JAN. 12 vs LA-L	2 (7) APR. 10 at Port.	18 (2) MAR. 8 vs Sac.
KAWHI LEONARD	46C JAN. 21 at Clev.	15C JAN. 21 at Clev.	15C OCT. 25 at G.S.	4 (4) FEB. 2 vs Phil.	12T APR. 4 vs Mem.	12 (3) APR. 4 vs Mem.	7T(2) APR. 2 vs Utah	6 MAR. 4 vs Minn.	7C DEC. 20 at Hou.	3 (2) JAN. 10 vs Milw.	41C JAN. 21 at Clev.
PATTY MILLS	37 (2) MAR. 15 vs Port.	9 NOV. 30 at Dall.	5 NOV. 25 at Bos.	2 (2) JAN. 21 at Clev.	7 JAN. 29 vs Dall.	8 JAN. 29 vs Dall.	10 (2) MAR. 8 vs Sac.	4 OCT. 25 at G.S.	4 (3) MAR. 25 vs N.Y.	1 (3) MAR. 23 vs Mem.	23 (2) DEC. 23 at Port.
DEJOUNTE MURRAY	34C JAN. 19 vs Den.	7C(2) JAN. 21 at Clev.	7C JAN. 19 vs Den.	1C(6) MAR. 9 at OKC.	5C(2) MAR. 9 at OKC.	6C(2) MAR. 9 at OKC.	6C MAR. 1 vs Ind.	1C(8) MAR. 8 vs Sac.	4C(2) JAN. 3 vs Tor.	2C JAN. 3 vs Tor.	24C JAN. 19 vs Den.
TONY PARKER	33 (2) JAN. 10 vs Milw.	10 (3) JAN. 5 at Den.	7 APR. 2 vs Utah	2 DEC. 18 vs N.O.	6 JAN. 31 vs OKC.	6 JAN. 31 vs OKC.	12 FEB. 10 at Det.	3 FEB. 4 vs Den.	4 (3) APR. 2 vs Utah	1 (2) JAN. 27 at N.O.	22 JAN. 1 at Atl.
JONATHON SIMMONS	38C APR. 7 at Dall.	8C OCT. 25 at G.S.	7C DEC. 30 vs Port.	2T(2) JAN. 31 vs OKC.	5 (2) APR. 7 at Dall.	6 JAN. 31 vs OKC.	5C JAN. 7 vs Cha.	3C(4) MAR. 9 at OKC.	4 (2) JAN. 14 at Phoe.	2C(2) DEC. 30 vs Port.	20C OCT. 25 at G.S.



SPURS 2016-17 SEASON HIGHS

SPURS	265 (5)	51	28	21 (2)	45	59	38	14	23	15	134
High Games	APR. 4 vs Mem.	JAN. 5 at Den.	JAN. 17 vs Minn.	FEB. 12 at N.Y.	FEB. 2 vs Phil.	FEB. 2 vs Phil.	DEC. 10 vs Brk.	NOV. 9 vs Hou.	MAR. 13 vs Atl.	JAN. 3 vs Tor.	JAN. 12 vs LA-L
SPURS	240 (77)	28	4 (2)	2	24	33 (2)	11	2 (3)	6	1 (3)	74
Low Games	APR. 12 at Utah	NOV. 29 vs Orl.	APR. 5 vs LA-L	NOV. 12 at Hou.	MAR. 21 at Minn.	MAR. 21 at Minn.	FEB. 6 at Mem.	MAR. 18 at Mem.	MAR. 23 vs Mem.	FEB. 12 at N.Y.	FEB. 6 at Mem.
OPPONENTS	265 (5)	48	36	20 (2)	40 (3)	55	32 (2)	14	23	11	119
High Games	APR. 4 vs Mem.	JAN. 27 at N.O.	JAN. 17 vs Minn.	MAR. 11 vs G.S.	MAR. 3 at N.O.	MAR. 4 vs Minn.	JAN. 10 vs Milw.	NOV. 14 vs Miami	MAR. 21 at Minn.	FEB. 6 at Mem.	JAN. 27 at N.O.
OPPONENTS	240 (77)	28	5 (2)	2 (2)	20	25	8	1	7 (2)	0 (2)	74
Low Games	APR. 12 at Utah	OCT. 27 at Sac.	APR. 7 at Dall.	DEC. 30 vs Port.	JAN. 12 vs LA-L	DEC. 30 vs Port.	JAN. 3 vs Tor.	APR. 7 at Dall.	FEB. 8 at Phil.	JAN. 14 at Phoe.	MAR. 27 vs Clev.

"C" indicates a new career-high, "T" a tied career-high.

Numbers in parentheses indicate the number of games in which a player or team has reached a given total (if more than one).



SPURS 2016-17 GAME-BY-GAME

Date	Opponent	Team/Opp	Home	Road	Total	High Scoring	High Rebounds	High Assists	Opponent Scoring	Atten.
Oct 25	@Golden State	W129-100	0-0	1-0	1-0	Leonard-35	Aldridge-14	Mills-5	Durant-27	19,596
Oct 27	@Sacramento	W102- 94	0-0	2-0	2-0	Leonard-30	Anderson-8	Leonard-5 Ginobili-5	Cousins-37	17,608
Oct 29	NEW ORLEANS	W 98- 79	1-0	2-0	3-0	Leonard-20	Gasol-8	Mills-5 Gasol-5	Moore-18 Davis-18	18,418
Oct 30	@Miami	W106- 99	1-0	3-0	4-0	Leonard-27	Lee-11 Gasol-11	Leonard-6	Whiteside-27	19,678
Nov 1	UTAH	L 91-106	1-1	3-0	4-1	Leonard-30	Gasol-8	Parker-6	Hill-22	18,418
Nov 4	@Utah	W100- 86	1-1	4-0	5-1	Leonard-29	Leonard-11	Leonard-4	Hood-18	19,911
Nov 5	L.A. CLIPPERS	L 92-116	1-2	4-0	5-2	Aldridge-19	Aldridge-6 Leonard-6	Mills-5 Laprovittola-5	Griffin-28	18,418
Nov 9	HOUSTON	L 99-101	1-3	4-0	5-3	Leonard-34	Leonard-7 Gasol-7	Mills-10	Harden-24	18,418
Nov 11	DETROIT	W 96- 86	2-3	4-0	6-3	Gasol-21	Aldridge-12	Gasol-6	Drummond-20	18,418
Nov 12	@Houston	W106-100	2-3	5-0	7-3	Leonard-20	Aldridge-10	Gasol-6	Gordon-27	18,055
Nov 14	MIAMI	W 94- 90	3-3	5-0	8-3	Leonard-24	Leonard-12	Parker-6	Walters-27	18,418
Nov 16	@Sacramento	W110-105	3-3	6-0	9-3	Gasol-24	Aldridge-8	Parker-7	Cousins-26	17,608
Nov 18	@L.A. Lakers	W116-107	3-3	7-0	10-3	Leonard-23 Aldridge-23	Leonard-12	Leonard-7 Parker-7	Williams-24	18,997
Nov 21	DALLAS	W 96- 91	4-3	7-0	11-3	Leonard-24	Leonard-9	Leonard-4 Murray-4 Green-4	Curry-23	18,418
Nov 23	@Charlotte	W119-114	4-3	8-0	12-3	Leonard-30	Gasol-8	Gasol-5	Walker-26	18,515
Nov 25	@Boston	W109-103	4-3	9-0	13-3	Leonard-25	Lee-12	Aldridge-4 Leonard-4 Parker-4	Thomas-24	18,624
Nov 26	@Washington	W112-100	4-3	10-0	14-3	Aldridge-24	Gasol-10	Leonard-5	Beal-25	17,066
Nov 29	ORLANDO	L 83- 95	4-4	10-0	14-4	Leonard-21	Dedmon-8	Tied with-3	Ibaka-18	18,418
Nov 30	@Dallas	W 94- 87	4-4	11-0	15-4	Mills-23	Dedmon-10	Mills-4	Matthews-26	19,245
Dec 2	WASHINGTON	W107-105	5-4	11-0	16-4	Leonard-23	Gasol-10	Mills-8	Beal-23	18,418
Dec 5	@Milwaukee	W 97- 96	5-4	12-0	17-4	Leonard-21	Aldridge-9 Leonard-9 Gasol-9	Tied with-5	Parker-23	14,256
Dec 6	@Minnesota	W105- 91	5-4	13-0	18-4	Leonard-31	Dedmon-8	Mills-5	LaVine-25	12,585
Dec 8	@Chicago	L 91- 95	5-4	13-1	18-5	Leonard-24	Gasol-10	Leonard-5 Parker-5	Wade-20	21,489
Dec 10	BROOKLYN	W130-101	6-4	13-1	19-5	Leonard-30	Aldridge-9	Parker-7	Bogdanovic-20	18,418
Dec 14	BOSTON	W108-101	7-4	13-1	20-5	Leonard-26	Gasol-13	Parker-7	Bradley-25	18,418
Dec 15	@Phoenix	W107- 92	7-4	14-1	21-5	Leonard-18 Gasol-18	Leonard-10	Leonard-4	Booker-17	17,165
Dec 18	NEW ORLEANS	W113-100	8-4	14-1	22-5	Aldridge-22	Gasol-14	Mills-7	Ajinca-16	18,615
Dec 20	@Houston	W102-100	8-4	15-1	23-5	Leonard-21	Aldridge-10 Gasol-10	Aldridge-5	Harden-31	18,055
Dec 22	@L.A. Clipper	L101-106	8-4	15-2	23-6	Leonard-27	Leonard-9 Gasol-9	Leonard-5	Paul-19	19,060
Dec 23	@Portland	W110- 90	8-4	16-2	24-6	Leonard-33	Aldridge-14	Aldridge-6	Leonard-16 McCollum-16 Lillard-16	19,393
Dec 25	CHICAGO	W119-100	9-4	16-2	25-6	Aldridge-33	Leonard-10	Parker-7	Wade-24	18,428
Dec 28	PHOENIX	W119- 98	10-4	16-2	26-6	Aldridge-27	Gasol-10	Anderson-5	Warren-23	18,418
Dec 30	PORTLAND	W110- 94	11-4	16-2	27-6	Simmons-19	Anderson-8 Dedmon-8	Parker-5	McCollum-29	18,418
Jan 1	@Atlanta	L112-114 (OT)	11-4	16-3	27-7	Aldridge-27	Aldridge-13	Parker-7	Millsap-32	18,088
Jan 3	TORONTO	W110- 82	12-4	16-3	28-7	Leonard-25	Aldridge-7	Parker-8	DeRozan-26	18,418
Jan 5	@Denver	W127- 99	12-4	17-3	29-7	Aldridge-28	Gasol-9	Parker-9	Jokic-19	14,391
Jan 7	CHARLOTTE	W102- 85	13-4	17-3	30-7	Bertans-21	Aldridge-11	Simmons-5	Walker-18	18,418
Jan 10	MILWAUKEE	L107-109	13-5	17-3	30-8	Leonard-30	Gasol-11	Parker-7	Beasley-28	18,418
Jan 12	L.A. LAKERS	W134- 94	14-5	17-3	31-8	Leonard-31	Dedmon-12	Parker-6 Gasol-6	Randle-22	18,418
Jan 14	@Phoenix	L105-108	14-5	17-4	31-9	Leonard-38	Gasol-10	Leonard-3 Ginobili-3	Booker-39	20,532
Jan 17	MINNESOTA	W122-114	15-5	17-4	32-9	Leonard-34	Leonard-7 Dedmon-7	Parker-5 Leonard-5	Towns-27	18,418
Jan 19	DENVER	W118-104	16-5	17-4	33-9	Leonard-34	Lee-16	Aldridge-6	Jokic-35	18,418
Jan 21	@Cleveland	W118-115 (OT)	16-5	18-4	34-9	Leonard-41	Aldridge-12	Murray-6 Aldridge-6	James-29 Irving-29	20,562
Jan 23	@Brooklyn	W112- 86	16-5	19-4	35-9	Mills-20	Aldridge-9	Aldridge-5	Whitehead-19	16,643
Jan 24	@Toronto	W108-106	16-5	20-4	36-9	Aldridge-21	Aldridge-7 Green-7 Anderson-7	Anderson-4	Lowry-30	19,800
Jan 27	@New Orleans	L103-119	16-5	20-5	36-10	Leonard-23	Aldridge-14	Leonard-6	Holiday-23	17,757
Jan 29	DALLAS	L101-105	16-6	20-5	36-11	Leonard-24	Mills-8	Green-5	Curry-24	18,418
Jan 31	OKLAHOMA CITY	W108- 94	17-6	20-5	37-11	Leonard-36	Leonard-8 Dedmon-8	Leonard-4 Ginobili-4 Parker-4	Westbrook-27	18,418
Feb 2	PHILADELPHIA	W102- 86	18-6	20-5	38-11	Leonard-19	Dedmon-10	Parker-6	Ilyasova-25	18,418
Feb 4	DENVER	W121- 97	19-6	20-5	39-11	Leonard-19	Leonard-6	Leonard-5 Anderson-5	Murray-20	18,418
Feb 6	@Memphis	L 74- 89	19-6	20-6	39-12	Lee-14	Dedmon-12	Mills-3 Ginobili-3	Gasol-15 Randolph-15	16,708



SPURS 2016-17 GAME-BY-GAME

Date	Opponent	Team/Opp	Home	Road	Total	High Scoring	High Rebounds	High Assists	Opponent Scoring	Atten.
Feb 8	@Philadelphia	W111-103	19-6	21-6	40-12	Leonard-32	Dedmon-11	Leonard-5 Parker-5	Saric-20 Okafor-20	19,233
Feb 10	@Detroit	W103- 92	19-6	22-6	41-12	Leonard-32	Dedmon-17	Parker-12	Harris-16	17,222
Feb 12	@New York	L 90- 94	19-6	22-7	41-13	Leonard-36	Aldridge-10	Leonard-4 Ginobili-4 Parker-4	Anthony-25	19,812
Feb 13	@Indiana	W110-106	19-6	23-7	42-13	Leonard-32	Dedmon-12	Parker-4	George-27	15,203
Feb 15	@Orlando	W107- 79	19-6	24-7	43-13	Aldridge-23	Dedmon-11	Parker-8	Vucevic-16	17,101
Feb 24	@L.A. Clipper	W105- 97	19-6	25-7	44-13	Leonard-21	Dedmon-12	Leonard-6	Griffin-29	19,060
Feb 26	@L.A. Lakers	W119- 98	19-6	26-7	45-13	Leonard-25	Dedmon-9 Aldridge-9 Leonard-10	Parker-9	Ingram-22	18,997
Mar 1	INDIANA	W100- 99	20-6	26-7	46-13	Leonard-31	Leonard-10	Murray-6	George-22	18,418
Mar 3	@New Orleans	W101- 98(OT)	20-6	27-7	47-13	Leonard-31	Aldridge-15	Leonard-6	Davis-29	17,669
Mar 4	MINNESOTA	W 97- 90(OT)	21-6	27-7	48-13	Leonard-34	Aldridge-10 Leonard-10	Leonard-5	Towns-24	18,418
Mar 6	HOUSTON	W112-110	22-6	27-7	49-13	Leonard-39	Lee-8	Leonard-5 Green-5	Harden-39	18,418
Mar 8	SACRAMENTO	W114-104	23-6	27-7	50-13	Ginobili-19	Lee-10	Mills-10	Evans-26	18,418
Mar 9	@Oklahoma Cit	L 92-102	23-6	27-8	50-14	Leonard-19	Dedmon-8	Murray-3 Green-3	Westbrook-23	18,203
Mar 11	GOLDEN STATE	W107- 85	24-6	27-8	51-14	Mills-21	Anderson-8	Ginobili-6 Anderson-6	Clark-36	18,418
Mar 13	ATLANTA	W107- 99	25-6	27-8	52-14	Leonard-31	Gasol-10	Mills-9	Schroder-22	18,418
Mar 15	PORTLAND	L106-110	25-7	27-8	52-15	Leonard-34	Leonard-9	Leonard-6 Mills-6 Ginobili-6	Lillard-36	18,418
Mar 18	@Memphis	L 96-104	25-7	27-9	52-16	Leonard-22	Gasol-9 Aldridge-9	Aldridge-4	Conley-19	18,119
Mar 19	SACRAMENTO	W118-102	26-7	27-9	53-16	Gasol-22	Gasol-9	Mills-7 Parker-7	Hield-18 Cauley-Stein-18	18,418
Mar 21	@Minnesota	W100- 93	26-7	28-9	54-16	Aldridge-26	Gasol-6	Parker-5	Towns-25	13,742
Mar 23	MEMPHIS	W 97- 90	27-7	28-9	55-16	Aldridge-23	Aldridge-8	Parker-7	Conley-22	18,418
Mar 25	NEW YORK	W106- 98	28-7	28-9	56-16	Leonard-29	Dedmon-13	Mills-7	Rose-24 Hernangomez-24	18,418
Mar 27	CLEVELAND	W103- 74	29-7	28-9	57-16	Leonard-25	Dedmon-13	Mills-7	James-17	18,418
Mar 29	GOLDEN STATE	L 98-110	29-8	28-9	57-17	Leonard-19	Gasol-8	Leonard-5 Gasol-5	Curry-29	18,418
Mar 31	@Oklahoma Cit	W100- 95	29-8	29-9	58-17	Leonard-28	Aldridge-10	Ginobili-8	Westbrook-32	18,203
Apr 2	UTAH	W109-103	30-8	29-9	59-17	Leonard-25	Gasol-12	Leonard-7	Gobert-19 Diaw-19	18,418
Apr 4	MEMPHIS	W 95- 89(OT)	31-8	29-9	60-17	Leonard-32	Leonard-12	Parker-7	Conley-19	18,418
Apr 5	L.A. LAKERS	L 95-102	31-9	29-9	60-18	Parker-14 Bertans-14	Gasol-8	Lee-6	Ennis-19	18,418
Apr 7	@Dallas	W102- 89	31-9	30-9	61-18	Forbes-27	Lee-13 Dedmon-13	Forbes-6	Powell-12	20,133
Apr 8	L.A. CLIPPERS	L 87- 98	31-10	30-9	61-19	Leonard-28	Dedmon-10	Leonard-5	Paul-19	18,420
Apr 10	@Portland	L 98- 99	31-10	30-10	61-20	Leonard-18	Gasol-13	Parker-4	Napier-32	19,393
Apr 12	@Utah	L 97-101	31-10	30-11	61-21	Aldridge-18	Dedmon-8	Mills-5	Hayward-14	19,911

SPURS 2017 POSTSEASON GAME-BY-GAME

Date	Opponent	Team/Opp	Home	Road	Total	High Scoring	High Rebounds	High Assists	Opponent Scoring	Atten.
Apr 15	MEMPHIS	W111- 82	1-0	0-0	1-0	Leonard-32	Dedmon-8	Leonard-5	Gasol-32	18,418
Apr 17	MEMPHIS	W 96- 82	2-0	0-0	2-0	Leonard-37	Leonard-11	Mills-3 Ginobili-3	Conley-24	18,418
Apr 20	@Memphis	L 94-105	2-0	0-1	2-1	Leonard-18	Aldridge-11	Leonard-3 Simmons-3 Anderson-3	Conley-24	18,119
Apr 22	@Memphis	L108-110(OT)	2-0	0-2	2-2	Leonard-43	Gasol-11	Parker-5	Conley-35	18,119
Apr 25	MEMPHIS	W116-103	3-0	0-2	3-2	Leonard-28	Aldridge-9	Leonard-6 Parker-6	Conley-26	18,418
Apr 27	@Memphis	W103- 96	3-0	1-2	4-2	Leonard-29	Aldridge-12	Leonard-4 Parker-4	Conley-26	18,119
May 1	HOUSTON	L 99-126	3-1	1-2	4-3	Leonard-21	Leonard-11	Leonard-6	Ariza-23	18,418
May 3	HOUSTON	W121- 96	4-1	1-2	5-3	Leonard-34	Gasol-13	Leonard-8	Anderson-18	18,418
May 5	@Houston	W103- 92	4-1	2-2	6-3	Leonard-26 Aldridge-26	Leonard-10	Leonard-7	Harden-43	18,187
May 7	@Houston	L104-125	4-1	2-3	6-4	Simmons-17	Gasol-7	Mills-5	Harden-28	18,055
May 9	HOUSTON	W110-107(OT)	5-1	2-3	7-4	Leonard-22	Leonard-15	Ginobili-5	Harden-33	18,418
May 11	@Houston	W114- 75	5-1	3-3	8-4	Aldridge-34	Aldridge-12	Mills-7	Ariza-20	18,055
May 14	@Golden State	L111-113	5-1	3-4	8-5	Aldridge-28	Aldridge-8 Leonard-8	Aldridge-3 Leonard-3 Mills-3	Curry-40	19,596
May 16	@Golden State	L100-136	5-1	3-5	8-6	Simmons-22	Dedmon-9	Murray-6	Curry-29	19,596
May 20	GOLDEN STATE	L108-120	5-2	3-5	8-7	Ginobili-21	Gasol-10	Mills-6	Durant-33	18,792
May 22	GOLDEN STATE	L115-129	5-3	3-5	8-8	Anderson-20	Gasol-9	Murray-7 Ginobili-7	Curry-36	18,466



SPURS 2017 POSTSEASON HIGHS

PLAYER	MINUTES	FIELD	FREE	REBOUNDS			ASSISTS	STEALS	TURNOVERS	BLOCKED	POINTS
		GOALS	THROWS	OFFENSIVE	DEFENSIVE	TOTAL				SHOTS	
LAMARCUS ALDRIDGE	42 (4) MAY. 9 vs Hou.	16 MAY. 11 at Hou.	6 APR. 20 at Mem.	9C MAY. 9 vs Hou.	8 APR. 20 at Mem.	14 MAY. 9 vs Hou.	3 (3) MAY. 22 vs G.S.	3 MAY. 14 at G.S.	6C MAY. 14 at G.S.	4 MAY. 5 at Hou.	34 MAY. 11 at Hou.
KYLE ANDERSON	27C MAY. 22 vs G.S.	8C MAY. 22 vs G.S.	3 (2) MAY. 22 vs G.S.	3C MAY. 16 at G.S.	7T MAY. 20 vs G.S.	9C MAY. 20 vs G.S.	5C MAY. 20 vs G.S.	4C MAY. 22 vs G.S.	2C(2) MAY. 1 vs Hou.	1T(2) MAY. 20 vs G.S.	20C MAY. 22 vs G.S.
JOEL ANTHONY	12 MAY. 16 at G.S.	3 MAY. 16 at G.S.	0	2 MAY. 16 at G.S.	1 (2) MAY. 20 vs G.S.	3 MAY. 16 at G.S.	0	0	1 MAY. 16 at G.S.	1 (2) MAY. 16 at G.S.	6 MAY. 16 at G.S.
DAVIS BERTANS	20C MAY. 20 vs G.S.	4C MAY. 16 at G.S.	2C MAY. 16 at G.S.	2C MAY. 20 vs G.S.	3C MAY. 16 at G.S.	4C(2) MAY. 20 vs G.S.	1C(3) MAY. 16 at G.S.	2C MAY. 20 vs G.S.	3C MAY. 16 at G.S.	2C APR. 22 at Mem.	13C MAY. 16 at G.S.
DEWAYNE DEDMON	20C MAY. 16 at G.S.	3C(2) MAY. 16 at G.S.	3C(4) MAY. 22 vs G.S.	5C MAY. 16 at G.S.	6C APR. 15 vs Mem.	9C MAY. 16 at G.S.	1C(3) MAY. 22 vs G.S.	1C(2) MAY. 20 vs G.S.	2C APR. 20 at Mem.	2C APR. 15 vs Mem.	9C MAY. 16 at G.S.
BRYN FORBES	24C MAY. 22 vs G.S.	2C(2) MAY. 22 vs G.S.	4C MAY. 22 vs G.S.	0C	2C MAY. 11 at Hou.	2C MAY. 11 at Hou.	2C MAY. 7 at Hou.	0C	1C(2) MAY. 22 vs G.S.	1C MAY. 22 vs G.S.	8C MAY. 22 vs G.S.
PAU GASOL	31 MAY. 5 at Hou.	6 (2) MAY. 22 vs G.S.	3 (2) MAY. 16 at G.S.	6 MAY. 3 vs Hou.	9 MAY. 11 at Hou.	13 MAY. 3 vs Hou.	5 MAY. 11 at Hou.	2 (2) MAY. 7 at Hou.	4 MAY. 5 at Hou.	4 MAY. 3 vs Hou.	14 MAY. 22 vs G.S.
MANU GINOBILI	32 (2) MAY. 22 vs G.S.	7 (2) MAY. 20 vs G.S.	5 MAY. 20 vs G.S.	3 MAY. 3 vs Hou.	6 MAY. 9 vs Hou.	7 MAY. 9 vs Hou.	7 MAY. 22 vs G.S.	3 (4) MAY. 22 vs G.S.	2 (4) MAY. 14 at G.S.	1 (2) MAY. 9 vs Hou.	21 MAY. 20 vs G.S.
DANNY GREEN	40 MAY. 9 vs Hou.	5 (2) MAY. 9 vs Hou.	2 (2) MAY. 9 vs Hou.	3 APR. 20 at Mem.	6 (2) MAY. 20 vs G.S.	8 MAY. 20 vs G.S.	3 (4) MAY. 22 vs G.S.	2 (2) MAY. 11 at Hou.	4C(2) MAY. 20 vs G.S.	4 APR. 15 vs Mem.	16 MAY. 9 vs Hou.
DAVID LEE	33 APR. 22 at Mem.	5 APR. 25 vs Mem.	4 MAY. 1 vs Hou.	3 (2) MAY. 14 at G.S.	6 APR. 25 vs Mem.	8 APR. 25 vs Mem.	2 (3) MAY. 5 at Hou.	1 (4) MAY. 7 at Hou.	1 (6) MAY. 14 at G.S.	2C APR. 15 vs Mem.	11 APR. 25 vs Mem.
KAWHI LEONARD	44 APR. 22 at Mem.	14C APR. 22 at Mem.	19C APR. 17 vs Mem.	4 MAY. 14 at G.S.	12T MAY. 9 vs Hou.	15 MAY. 9 vs Hou.	8C MAY. 3 vs Hou.	6C APR. 22 at Mem.	4 (2) APR. 22 at Mem.	2 MAY. 9 vs Hou.	43C APR. 22 at Mem.
PATTY MILLS	43C MAY. 9 vs Hou.	7 (2) MAY. 9 vs Hou.	5 MAY. 5 at Hou.	2C MAY. 11 at Hou.	5T MAY. 5 at Hou.	5T MAY. 5 at Hou.	7C MAY. 11 at Hou.	2 (4) MAY. 20 vs G.S.	3C(3) MAY. 22 vs G.S.	1T MAY. 22 vs G.S.	20C(2) MAY. 9 vs Hou.
DEJOUNTE MURRAY	29C MAY. 22 vs G.S.	5C MAY. 11 at Hou.	5C MAY. 22 vs G.S.	1C(4) MAY. 22 vs G.S.	9C MAY. 11 at Hou.	10C MAY. 11 at Hou.	7C MAY. 22 vs G.S.	5C MAY. 22 vs G.S.	5C MAY. 16 at G.S.	1C MAY. 11 at Hou.	11C MAY. 11 at Hou.
TONY PARKER	37 APR. 22 at Mem.	11 APR. 27 at Mem.	4 (3) MAY. 1 vs Hou.	1 (2) MAY. 3 vs Hou.	4 (2) MAY. 1 vs Hou.	4 (2) MAY. 1 vs Hou.	6 APR. 25 vs Mem.	1 (4) MAY. 3 vs Hou.	4 APR. 25 vs Mem.	0	27 APR. 27 at Mem.
JONATHAN SIMMONS	34C MAY. 20 vs G.S.	8C(2) MAY. 16 at G.S.	4C MAY. 16 at G.S.	3C MAY. 5 at Hou.	4C(2) MAY. 22 vs G.S.	6C MAY. 5 at Hou.	5C MAY. 20 vs G.S.	3C MAY. 9 vs Hou.	3C MAY. 7 at Hou.	1C(2) MAY. 22 vs G.S.	22C MAY. 16 at G.S.
SPURS High Games	265 (2) MAY. 9 vs Hou.	51 MAY. 11 at Hou.	31 APR. 17 vs Mem.	22 MAY. 16 at G.S.	46 MAY. 11 at Hou.	60 MAY. 11 at Hou.	33 MAY. 22 vs G.S.	14 MAY. 22 vs G.S.	21 MAY. 5 at Hou.	11 APR. 15 vs Mem.	121 MAY. 3 vs Hou.
SPURS Low Games	240 (14) MAY. 22 vs G.S.	28 APR. 17 vs Mem.	7 MAY. 11 at Hou.	5 APR. 17 vs Mem.	23 MAY. 14 at G.S.	34 APR. 25 vs Mem.	13 APR. 27 at Mem.	1 APR. 20 at Mem.	8 (5) MAY. 22 vs G.S.	0 APR. 27 at Mem.	94 APR. 20 at Mem.
OPPONENTS High Games	265 (2) MAY. 9 vs Hou.	50 (2) MAY. 16 at G.S.	24 (2) MAY. 14 at G.S.	17 MAY. 14 at G.S.	48 MAY. 22 vs G.S.	53 MAY. 22 vs G.S.	39 MAY. 16 at G.S.	16 MAY. 16 at G.S.	23 APR. 22 at Mem.	8 MAY. 14 at G.S.	136 MAY. 16 at G.S.
OPPONENTS Low Games	240 (14) MAY. 22 vs G.S.	22 MAY. 11 at Hou.	6 MAY. 7 at Hou.	5 MAY. 22 vs G.S.	21 APR. 27 at Mem.	28 APR. 27 at Mem.	14 MAY. 11 at Hou.	2 APR. 20 at Mem.	5 APR. 20 at Mem.	1 (3) APR. 27 at Mem.	75 MAY. 11 at Hou.

"C" indicates a new career-high, "T" a tied career-high.

Numbers in parentheses indicate the number of games in which a player or team has reached a given total (if more than one).





SPURS PRESEASON HISTORY



SPURS ALL-TIME PRESEASON RESULTS

1976-77 PRESEASON (5-3)

--- SPURS LEADERS ---

DATE	OPPONENT	W/L	SCORE	REC.	ATTEND.	POINTS	REBOUNDS
9/30	K.C. (San Marcos)	L	89-101	0-1	2,631	17 - Gervin	9 - Paultz
10/2	KANSAS CITY	L	110-125	0-2	5,691	17 - Karl	7 - Dietrick
10/6	HOUSTON	L	119-125	0-3	5,264	26 - Kenon	12 - Kenon
10/7	Houston (Edinburg)	W	114-104	1-3	2,600	30 - Gervin	8 - Paultz
10/8	ATLANTA	W	126-102	2-3	6,382	16 - Gervin 16 - Dietrick	8 - Dietrick
10/13	New OrL. (Corpus Christi)	W	113-109	3-3	1,050	27 - Gervin	10 - Kenon
10/15	Atlanta (Memphis)	W	121-109	4-3	3,321	30 - Gervin	12 - Paultz
10/16	NEW ORLEANS	W	104-87	5-3	7,631	19 - Kenon	11 - Paultz

1977-78 PRESEASON (3-4)

--- SPURS LEADERS ---

DATE	OPPONENT	W/L	SCORE	REC.	ATTEND.	POINTS	REBOUNDS
10/1	HOUSTON	L	99-105	0-1	8,031	12 - Bristow	7 - Paultz
10/2	New Orleans (Birming.)	L	96-124	0-2	4,300	21 - Kenon	7 - Kenon
10/4	New Orleans (Pine Bluff)	W	111-106	1-2	2,470	21 - Dampier	9 - Paultz
10/6	at Houston	L	107-113	1-3	4,112	26 - Kenon	10 - Olberding
10/8	DENVER	W	124-114	2-3	7,443	33 - Gervin	9 - Dietrick
10/11	Phoenix (Tulsa)	W	113-108	3-3	3,107	18 - Olberding 18 - Bristow	11 - Gervin
10/14	Kansas City (Louisville)	L	111-112	3-4	6,798	25 - Olberding	14 - Olberding

1978-79 PRESEASON (6-2)

--- SPURS LEADERS ---

DATE	OPPONENT	W/L	SCORE	REC.	ATTEND.	POINTS	REBOUNDS
9/23	KANSAS CITY	W	130-128	1-0	8,019	18 - Silas	5 - Sanders
9/26	Atlanta (Greenville)	W	127-108	2-0	2,293	31 - Gervin	9 - Olberding
9/27	Phoenix (Austin)	W	123-107	3-0	7,952	35 - Kenon	11 - Mosley
9/30	HOUSTON	W	121-118	4-0	9,239	21 - Kenon	9 - Kenon
10/3	Kansas City (Missouri)	W	114-110	5-0	5,160	19 - Green	6 - Green 6 - Olberding
10/4	Houston (Austin)	W	123-107	6-0	8,186	19 - Gervin	10 - Green
10/5	HOUSTON	L	111-117	6-1	6,139	21 - Silas	5 - Dietrick 5 - Olberding
10/9	Denver (Salt Lake City)	L	112-118	6-2	8,120	21 - Gervin	8 - Sanders

1979-80 PRESEASON (3-5)

--- SPURS LEADERS ---

DATE	OPPONENT	W/L	SCORE	REC.	ATTEND.	POINTS	REBOUNDS
9/21	Portland (Minneapolis)	W	122-109	1-0	8,163	20 - Restani	6 - Paultz
9/23	Portland (El Paso)	L	104-107	1-1	1,844	18 - Evans	10 - Paultz
9/26	Houston (Austin)	L	115-121	1-2	7,320	19 - Moore	10 - Paultz
9/28	Kansas City (St. Louis)	L	111-114	1-3	4,163	18 - Silas 18 - Kenon	9 - Mosley
9/29	HOUSTON	W	141-132	2-3	8,786	36 - Gervin	13 - Kenon
10/2	CHICAGO	W	120-107	3-3	5,403	27 - Gervin	9 - Mosley
10/6	at Houston	L	106-137	3-4	4,784	16 - Silas	11 - Paultz
10/7	KANSAS CITY	L	108-117	3-5	7,690	18 - Silas	10 - Griffin



SPURS ALL-TIME PRESEASON RESULTS

1980-81 PRESEASON (6-2)

--- SPURS LEADERS ---

DATE	OPPONENT	W/L	SCORE	REC.	ATTEND.	POINTS	REBOUNDS
9/19	Phoenix (Flagstaff)	W	110-98	1-0	2,700	20 - Gervin	10 - Shumate
9/20	HOUSTON	L	108-112	1-1	7,854	21 - Gervin	7 - Griffin
9/24	Kansas City (Austin)	W	117-109	2-1	3,892	22 - Silas	8 - Norris
9/27	PHOENIX	W	121-110	3-1	7,906	21 - Silas	10 - Griffin
9/30	Washing. (Albuquerque)	W	111-87	4-1	7,551	28 - Gervin	10 - Corzine
10/1	Houston (Albuquerque)	L	114-117	4-2	10,557	38 - Gervin	8 - Gervin
10/2	Kansas City (Springfield)	W	117-98	5-2	2,698	26 - R. Johnson	11 - Shumate
10/4	HOUSTON	W	118-117	6-2	4,197	19 - Olberding	8 - Olberding

1981-82 PRESEASON (3-5)

--- SPURS LEADERS ---

DATE	OPPONENT	W/L	SCORE	REC.	ATTEND.	POINTS	REBOUNDS
10/9	Utah (Ogden)	L	86-90	0-1	1,754	20 - Banks	7 - G. Johnson
10/10	Utah (Pocatello)	W	98-89	1-1	3,210	18 - Brewer	8 - Corzine
10/13	Philadelphia (Austin)	L	91-99	1-2	7,388	23 - Brewer	13 - R. Johnson
10/15	Atlanta (Lubbock)	W	92-84	2-2	4,225	22 - Banks	12 - Corzine
10/20	HOUSTON	L	106-108	2-3	5,982	18 - Wiley	10 - Corzine
10/21	Houston (Albuquerque)	L	84-94	2-4	8,932	20 - Wiley	8 - Wiley 8 - Corzine
10/24	MILWAUKEE	L	101-102	2-5	6,447	25 - Gervin	12 - Corzine
10/25	Milwaukee (Little Rock)	W	103-100	3-5	5,612	30 - Gervin	9 - Olberding

1982-83 PRESEASON (1-6)

--- SPURS LEADERS ---

DATE	OPPONENT	W/L	SCORE	REC.	ATTEND.	POINTS	REBOUNDS
10/10	Atlanta (Jacksonville)	L	94-111	0-1	8,191	18 - Gilmore	16 - Gilmore
10/12	Chicago (Austin)	L	131-151	0-2	3,172	22 - Rains	8 - Mitchell 8 - Gilmore
10/16	PHILADELPHIA	W	108-103	1-2	10,156	16 - Gilmore	6 - Banks
10/19	Boston (San Marcos)	L	107-132	1-3	2,500	21 - Gervin	8 - Gilmore
10/21	BOSTON	L	101-110	1-4	10,357	30 - Gervin	10 - Gilmore
10/22	at Chicago	L	136-137(OT)	1-5	6,872	33 - Banks	10 - Banks
10/23	Kansas City (Tulsa)	L	107-109	1-6	3,072	24 - Mitchell	8 - Mitchell

1983-84 PRESEASON (2-7)

--- SPURS LEADERS ---

DATE	OPPONENT	W/L	SCORE	REC.	ATTEND.	POINTS	REBOUNDS
10/6	Atlanta (Gainesville)	L	106-124	0-1	5,223	14 - Gervin	6 - Gilmore 6 - Batton
10/11	ATLANTA	L	121-122	0-2	2,689	19 - Williams	8 - Gilmore
10/14	Washington (Austin)	L	128-136	0-3	2,764	22 - Gervin	7 - Mitchell
10/15	WASHINGTON	L	101-117	0-4	6,648	20 - Gervin	6 - Mitchell
10/18	SAN DIEGO	W	143-104	1-4	6,236	30 - Gervin	12 - Banks
10/20	at Houston	L	121-131	1-5	9,589	23 - Gervin	10 - Batton
10/21	New York (Washington)	W	109-96	2-5	---	24 - Gervin	7 - Batton 7 - Jones
10/22	Washington (Norfolk)	L	103-106	2-6	8,218	15 - Gervin	11 - Gervin
10/25	Philadelphia (Springfield)	L	113-114	2-7	8,424	46 - Gervin	9 - Banks



SPURS ALL-TIME PRESEASON RESULTS

1984-85 PRESEASON (4-3)

						--- SPURS LEADERS ---	
DATE	OPPONENT	W/L	SCORE	REC.	ATTEND.	POINTS	REBOUNDS
10/4	HOUSTON	W	125-95	1-0	7,719	25 - Gervin	11 - E. Jones
10/6	Cleveland (Laredo)	W	99-90	2-0	1,858	23 - Mitchell	12 - Mitchell
10/8	CLEVELAND	L	109-113	2-1	3,845	26 - Mitchell	10 - Bailey
10/11	Indiana (Columbus)	L	103-112	2-2	3,824	23 - Gervin	9 - Mitchell 9 - Banks
10/13	Cleveland (Wadsworth)	L	103-113	2-3	1,850	21 - Mitchell	8 - E. Jones
10/18	Indiana (San Marcos)	W	108-97	3-3	1,342	18 - Banks 18 - Moore	8 - E. Jones
10/20	INDIANA	W	123-117	4-3	5,803	24 - Gilmore	8 - Gilmore

1985-86 PRESEASON (1-6)

						--- SPURS LEADERS ---	
DATE	OPPONENT	W/L	SCORE	REC.	ATTEND.	POINTS	REBOUNDS
10/3	Utah (Corpus Christi)	L	91-99	0-1	3,582	24 - Robertson	11 - Jones
10/5	UTAH	L	99-112	0-2	3,645	36 - Gervin	8 - Mitchell 8 - Johnson
10/10	Denver (Ft. Collins)	L	111-119	0-3	5,827	16 - Johnson 16 - Mitchell 16 - Corbin	12 - Johnson
10/13	NEW YORK	L	92-121	0-4	6,645	25 - Hughes	7 - Mitchell 7 - Hughes
10/15	New Jersey (Hershey)	L	111-113	0-5	3,197	28 - Mitchell	11 - O. Jones
10/17	Washington (New York)	L	104-109	0-6	17,448	31 - Mitchell	7 - Iavaroni
10/18	DENVER	W	121-107	1-6	5,493	29 - Mitchell	10 - Iavaroni

1986-87 PRESEASON (3-5)

						--- SPURS LEADERS ---	
DATE	OPPONENT	W/L	SCORE	REC.	ATTEND.	POINTS	REBOUNDS
10/7	Dallas (Corpus Christi)	W	115-96	1-0	3,523	12 - Corbin 12 - Roberts 12 - Thompson	7 - Corbin
10/9	Indiana (Norman)	L	120-130	1-1	5,132	17 - Robertson	6 - Mitchell
10/11	Indiana (Topeka)	W	113-107	2-1	4,309	20 - Dawkins	11 - Thompson
10/16	Phoenix (Amarillo)	L	114-126	2-2	3,837	23 - Robertson	7 - Nealy
10/18	PHOENIX	L	99-106	2-3	5,738	14 - Sundvold 14 - Krystkowiak	8 - Gilmore
10/21	DENVER	W	125-115	3-3	4,582	34 - Robertson	8 - Thompson 8 - Nealy
10/23	Utah (Logan)	L	110-117	3-4	6,052	22 - Moore	7 - Gilmore
10/24	Denver (Col. Springs)	L	105-134	3-5	4,566	19 - Robertson	6 - Gilmore

1987-88 PRESEASON (3-4)

						--- SPURS LEADERS ---	
DATE	OPPONENT	W/L	SCORE	REC.	ATTEND.	POINTS	REBOUNDS
10/16	at Dallas	L	93-102	0-1	7,039	10 - Berry	8 - Greenwood
10/24	DETROIT	W	103-99	1-1	6,066	27 - Robertson	11 - Brickowski
10/25	Philadelphia (El Paso)	W	87-81	2-1	8,885	23 - Robertson	10 - Brickowski 10 - Anderson
10/27	MILWAUKEE	L	101-119	2-2	5,242	18 - Berry 18 - Anderson	10 - Anderson
10/28	Denver (Ft. Collins)	L	108-120	2-3	4,581	19 - Brickowski	12 - Robertson
10/30	Denver (Missoula)	L	127-128(OT)	2-4	5,436	28 - Berry	12 - Greenwood
11/1	Sacramento (Shelby)	W	135-131	3-4	4,317	24 - Dawkins	11 - Brickowski



SPURS ALL-TIME PRESEASON RESULTS

1988-89 PRESEASON (4-4)

--- SPURS LEADERS ---

DATE	OPPONENT	W/L	SCORE	REC.	ATTEND.	POINTS	REBOUNDS
10/14	at Dallas	W	93-75	1-0	4,904	16 - Jones	7 - G. Anderson
10/18	Milwaukee (Green Bay)	L	103-118	1-1	4,017	19 - G. Anderson	9 - G. Anderson
10/19	Detroit (Memphis)	L	96-120	1-2	7,321	18 - G. Anderson	10 - Robertson
10/21	Dallas (Manhattan)	L	103-105	1-3	4,506	19 - Robertson	8 - G. Anderson 8 - W. Anderson
10/22	Denver (Col. Springs)	W	140-139	2-3	2,237	30 - W. Anderson	8 - Zevenbergen
10/25	SACRAMENTO	L	97-103	2-4	8,348	21 - W. Anderson	11 - Greenwood
10/27	Sacra. (Corpus Christi)	W	115-96	3-4	3,085	25 - Dawkins	7 - G. Anderson 7 - Comegys
10/29	DENVER	W	131-111	4-4	8,673	21 - W. Anderson	14 - G. Anderson

1989-90 PRESEASON (5-3)

--- SPURS LEADERS ---

DATE	OPPONENT	W/L	SCORE	REC.	ATTEND.	POINTS	REBOUNDS
10/14	MILWAUKEE	W	105-96	1-0	14,305	18 - Cummings	14 - Cummings
10/17	at Boston (Hartford)	L	99-111	1-1	15,242	22 - Elliott	10 - Cummings 22 - Robinson
10/20	at Dallas	W	108-106	2-1	16,315	27 - Robinson	8 - Robinson
10/21	BOSTON	L	115-97	2-2	14,733	23 - Robinson	9 - Robinson
10/24	at New York	W	104-99	3-2	14,472	22 - Robinson	9 - Robinson
10/25	DALLAS	W	119-113	4-2	11,677	35 - Cummings	8 - Elliott 8 - Robinson
10/27	at Indiana	W	118-104	5-2	8,840	N/A	N/A
10/28	at Milwaukee	L	86-130	5-3	14,511	32 - Robinson	14 - Robinson

1990-91 PRESEASON (5-3)

--- SPURS LEADERS ---

DATE	OPPONENT	W/L	SCORE	REC.	ATTEND.	POINTS	REBOUNDS
10/11	at Orlando	L	97-111	0-1	14,398	15 - Strickland	7 - Robinson
10/13	CLEVELAND	W	104-97	1-1	15,475	21 - Elliott	12 - Robinson
10/16	Dallas (Waco)	W	122-108	2-1	5,690	17 - Robinson	9 - Robinson
10/19	at Detroit	L	86-95	2-2	17,624	21 - Robinson	8 - Greenwood
10/20	Cleveland (L.A.)	W	109-92	3-2	17,505	21 - Robinson	8 - Robinson
10/21	at L.A. Lakers	L	106-117	3-3	15,008	24 - Robinson	8 - Robinson
10/25	DALLAS	W	105-100	4-3	14,875	23 - Cummings	7 - Robinson 7 - Cummings 7 - Pressey
10/27	NEW YORK	W	113-100	5-3	15,159	16 - Williams	8 - Elliott

1991-92 PRESEASON (4-4)

--- SPURS LEADERS ---

DATE	OPPONENT	W/L	SCORE	REC.	ATTEND.	POINTS	REBOUNDS
10/12	at Cleveland	L	106-120	0-1	18,353	19 - Elliott	6 - Robinson 19 - Anderson
10/15	DALLAS	W	121-113	1-1	15,418	19 - Higgins	9 - Robinson
10/18	DETROIT	W	122-111	2-1	15,310	21 - Elliott	7 - Cummings
10/20	HOUSTON	W	114-103	3-1	14,570	18 - Robinson	14 - Robinson
10/22	vs. Milwaukee (L.A.)	L	102-110	3-2	15,184	21 - Cummings	8 - Robinson
10/23	vs. Boston (L.A.)	L	112-115	3-3	10,325	19 - Anderson	7 - Cummings
10/25	at L.A. Clippers	W	125-118	4-3	11,762	26 - Robinson	12 - Robinson
10/27	NEW YORK	L	91-98	4-4	15,696	27 - Cummings	8 - Cummings



SPURS ALL-TIME PRESEASON RESULTS

1992-93 PRESEASON (6-2)

--- SPURS LEADERS ---

DATE	OPPONENT	W/L	SCORE	REC.	ATTEND.	POINTS	REBOUNDS
10/16	New York (Albany)	L	90-96	0-1	15,792	14 - Robinson	8 - Robinson
10/18	at Detroit	W	102-92	1-1	12,842	23 - Elliott	7 - Wood
10/20	at Indiana	L	80-84	1-2	8,731	18 - Carr	10 - Robinson
10/22	DETROIT	W	127-91	2-2	15,016	23 - Robinson	10 - Robinson
10/24	NEW YORK	W	119-113	3-2	14,795	30 - Daniels	12 - Smith
10/29	INDIANA	W	136-111	4-2	13,753	22 - Robinson	6 - Robinson 6 - Wood
10/31	L.A. CLIPPERS	W	119-116(OT)	5-2	14,618	28 - Elliott	13 - Robinson
11/2	at Dallas (Ft. Worth)	W	109-108	6-2	3,622	23 - Del Negro	12 - Green

1993-94 PRESEASON (5-3)

--- SPURS LEADERS ---

DATE	OPPONENT	W/L	SCORE	REC.	ATTEND.	POINTS	REBOUNDS
10/16	ORLANDO	L	101-108	0-1	20,122	29 - Daniels	11 - Rodman
10/18	Charlotte (Tucson)	W	113-105	1-1	9,115	19 - Daniels	19 - Rodman
10/20	at New York	L	75-95	1-2	19,014	18 - Robinson	14 - Rodman
10/22	Atlanta (Nashville)	W	97-94	2-2	15,171	21 - Cummings	12 - Rodman
10/23	at Orlando	L	101-105	2-3	15,281	25 - Daniels	15 - Rodman
10/25	ATLANTA	W	90-88	3-3	14,763	17 - Robinson 17 - Daniels	11 - Rodman
10/27	NEW YORK	W	76-75	4-3	15,359	18 - Robinson	17 - Rodman
10/30	L.A. CLIPPERS	W	100-97	5-3	16,447	26 - Robinson	20 - Rodman

1994-95 PRESEASON (4-4)

--- SPURS LEADERS ---

DATE	OPPONENT	W/L	SCORE	REC.	ATTEND.	POINTS	REBOUNDS
10/15	New York (Nashville)	L	88-108	0-1	14,989	18 - Elliott 18 - Robinson	19 - Rodman
10/18	NEW YORK	L	92-109	0-2	13,842	18 - A. Johnson	11 - Cummings
10/20	MILWAUKEE	W	125-109	1-2	12,230	26 - Robinson	13 - Robinson
10/22	BOSTON	W	105-97	2-2	14,137	40 - Robinson	14 - Robinson
10/26	at Boston	L	83-113	2-3	14,890	17 - Reid	15 - Rodman
10/28	Houston (Mexico City)	W	121-112	3-3	---	27 - Elliott	16 - Rodman
10/29	Seattle (Mexico City)	L	95-124	3-4	21,268	22 - Robinson 22 - A. Johnson	11 - Rodman
10/31	CHARLOTTE	W	121-114	4-4	13,606	29 - Robinson	14 - Robinson

1995-96 PRESEASON (5-3)

--- SPURS LEADERS ---

DATE	OPPONENT	W/L	SCORE	REC.	ATTEND.	POINTS	REBOUNDS
10/12	at Houston	L	103-114	0-1	16,285	15 - Del Negro	13 - Perdue
10/14	CHARLOTTE	L	109-115	0-2	13,039	26 - S. Neal	9 - Lohaus
10/15	Golden State (El Paso)	W	112-88	1-2	10,500	21 - Person	9 - Person
10/17	GOLDEN STATE	W	108-106	2-2	12,137	28 - Robinson	10 - G. Anderson
10/20	New York (Okla. City)	W	113-109	3-2	12,771	18 - Robinson	12 - Robinson
10/21	BOSTON	W	99-81	4-2	13,638	16 - Robinson 16 - A. Johnson	12 - Robinson
10/24	HOUSTON	L	107-110	4-3	28,026	17 - A. Johnson	11 - Robinson
10/28	Washing. (Mexico City)	W	125-107	5-3	13,751	30 - Robinson	8 - Robinson 8 - Person



SPURS ALL-TIME PRESEASON RESULTS

1996-97 PRESEASON (2-6)

--- SPURS LEADERS ---

DATE	OPPONENT	W/L	SCORE	REC.	ATTEND.	POINTS	REBOUNDS
10/11	Houston (New Orleans)	L	109-112	0-1	10,449	23 - Elliott	6 - Perdue
10/12	MILWAUKEE	L	102-109	0-2	15,442	16 - Elliott	20 - Perdue
10/15	PHILADELPHIA	L	98-109	0-3	16,202	27 - Wilkins	9 - Wilkins
10/17	at New York	L	76-97	0-4	19,763	17 - Perdue	9 - Perdue
10/18	at Milwaukee	W	97-91	1-4	3,710	17 - A. Johnson	11 - Elliott
10/24	HOUSTON	W	108-76	2-4	23,790	22 - Wilkins	8 - G. Anderson
10/26	NEW YORK	L	77-93	2-5	16,022	24 - Wilkins	6 - Elliott 6 - Perdue
10/27	at Indiana	L	80-102	2-6	12,448	16 - Elliott	14 - Wilkins

1997-98 PRESEASON (7-1)

--- SPURS LEADERS ---

DATE	OPPONENT	W/L	SCORE	REC.	ATTEND.	POINTS	REBOUNDS
10/11	Washington (Fairfax)	W	99-87	1-0	7,024	19 - Duncan	6 - Duncan 6 - Perdue
10/12	New York (Syracuse)	W	97-90	2-0	18,495	19 - Duncan	12 - Perdue
10/14	at Orlando	W	88-87	3-0	16,126	14 - Robinson	10 - Perdue
10/16	WASHINGTON	W	96-76	4-0	15,813	20 - Duncan	10 - Duncan
10/18	HOUSTON	W	95-90	5-0	22,600	24 - A. Johnson	17 - Duncan
10/22	DALLAS	W	112-69	6-0	14,269	22 - Robinson	9 - Duncan
10/23	at Houston	L	104-116	6-1	16,285	18 - Duncan 18 - Robinson	9 - Duncan
10/25	NEW YORK	W	89-83	7-1	21,498	18 - Robinson	19 - Duncan

1998-99 PRESEASON (1-1)

--- SPURS LEADERS ---

DATE	OPPONENT	W/L	SCORE	REC.	ATTEND.	POINTS	REBOUNDS
01/26	at Houston	L	104-106	0-1	16,285	17 - Jackson	7 - Robinson
01/30	HOUSTON	W	78-70	1-1	35,280	18 - Duncan	14 - Robinson

1999-2000 PRESEASON (4-4)

--- SPURS LEADERS ---

DATE	OPPONENT	W/L	SCORE	REC.	ATTEND.	POINTS	REBOUNDS
10/10	at Philadelphia	W	98-97	1-0	19,353	26 - Duncan	10 - Duncan
10/16	Varese (in Milan)	W	96-86	2-0	10,122	18 - Johnson	16 - Duncan
10/18	Vasco da Gama (Milan)	W	103-68	3-0	10,122	32 - Duncan	18 - Duncan
10/19	ORLANDO	L	84-94	3-1	19,472	10 - Brown	10 - Walker
10/21	PHILADELPHIA	L	91-95	3-2	19,747	20 - Duncan	10 - Walker
10/23	New York (Buffalo)	L	80-91	3-3	13,251	24 - Duncan	12 - Duncan
10/26	at Houston	W	98-80	4-3	14,040	19 - Duncan	8 - Brown/Rose
10/29	HOUSTON	L	77-79	4-4	18,073	21 - Duncan	15 - Duncan

2000-01 PRESEASON (5-3)

--- SPURS LEADERS ---

DATE	OPPONENT	W/L	SCORE	REC.	ATTEND.	POINTS	REBOUNDS
10/10	at Philadelphia	L	87-92	0-1	15,697	18 - Rose	10 - Scott
10/12	at Boston	W	100-80	1-1	5,521	12 - Daniels	10 - Scott
10/14	HOUSTON	L	84-90	1-2	16,818	19 - Duncan	7 - Johnson/Robinson/Walker
10/15	at Dallas	L	91-96	1-3	11,198	15 - Walker	16 - Duncan
10/19	MIAMI	W	88-85	2-3	12,736	21 - Duncan	16 - Duncan
10/21	at Houston	W	101-98	3-3	11,189	25 - Duncan	7 - Daniels/Duncan



SPURS ALL-TIME PRESEASON RESULTS

2001-02 PRESEASON (5-3)

--- SPURS LEADERS ---

DATE	OPPONENT	W/L	SCORE	REC.	ATTEND.	POINTS	REBOUNDS
10/9	at New York	W	84-71	1-0	19,608	10 - Rose 10 - Duncan	11 - Duncan
10/13	BOSTON	W	124-78	2-0	15,987	19 - Jackson 19 - Jackson	11 - McCaskill
10/16	PHILADELPHIA	W	94-75	3-0	14,896	23 - Duncan	7 - Rose
10/19	NEW YORK	W	107-90	4-0	14,069	22 - Rose	13 - Duncan
10/21	at Houston	L	92-87	4-1	9,790	17 - Rose	6 - Rose
10/23	at Miami	L	90-88	4-2	4,100	22 - Duncan	12 - Duncan
10/25	at Philadelphia	W	109-86	5-2	15,034	20 - Duncan	11 - McCaskill
10/26	HOUSTON	L	85-91	5-3	19,672	20 - Duncan	9 - Duncan

2002-03 PRESEASON (5-3)

--- SPURS LEADERS ---

DATE	OPPONENT	W/L	SCORE	REC.	ATTEND.	POINTS	REBOUNDS
10/8	at Philadelphia	W	95-82	1-0	7,024	18 - Duncan	12 - Duncan
10/10	at New York	L	93-97	1-1	18,495	16 - Duncan	8 - Duncan
10/12	at New Orleans	W	93-76	2-1	16,126	19 - Jackson	7 - Rose
10/15	at Houston	L	93-96	2-2	15,813	15 - Parker	10 - Duncan
10/18	NEW YORK	L	82-85	2-3	16,600	15 - Duncan	10 - Duncan
10/19	MIAMI	W	81-68	3-3	14,269	28 - Duncan	12 - Duncan
10/23	HOUSTON	W	80-79	4-3	16,285	27 - Duncan	13 - Duncan
10/25	PHILADELPHIA	W	103-82	5-3	15,498	17 - Duncan 17 - Parker	17 - Duncan

2003-04 PRESEASON (4-4)

--- SPURS LEADERS ---

DATE	OPPONENT	W/L	SCORE	REC.	ATTEND.	POINTS	REBOUNDS
10/8	Memphis (Paris)	W	105-93	1-0	14,480	19 - Parker	11 - Duncan 11 - Rose
10/10	at Philadelphia	W	100-98	2-0	13,504	12 - Duncan	8 - Rose
10/12	at New York	W	85-78	3-0	17,384	14 - Duncan	8 - Marks
10/15	at Miami	L	98-99	3-1	14,610	15 - Rose	5 - Duncan
10/18	NEW YORK	L	74-88	3-2	16,362	20 - Duncan	13 - Duncan
10/19	DALLAS	L	84-89	3-3	13,786	23 - Ginobili	12 - Nesterovic
10/23	NEW ORLEANS	W	103-79	4-3	15,034	16 - Heal	12 - Duncan
10/25	HOUSTON	L	64-83	4-4	18,039	12 - Duncan	8 - Turkoglu

2004-05 PRESEASON (4-3)

--- SPURS LEADERS ---

DATE	OPPONENT	W/L	SCORE	REC.	ATTEND.	POINTS	REBOUNDS
10/16	at New York	L	93-105	0-1	15,009	16 - Duncan	8 - Duncan
10/19	PHOENIX	L	94-106	0-2	13,930	25 - Duncan	6 - Duncan
10/21	PHILADELPHIA	L	95-97 (OT)	0-3	15,385	18 - Duncan	11 - Duncan
10/23	SEATTLE	W	91-82	1-3	16,278	21 - Rose	5 - Duncan 5 - Nesterovic 5 - Brown
10/26	at Dallas	W	98-94	2-3	19,841	16 - Brown	13 - Brown
10/27	Houston (Laredo)	W	79-69	3-3	9,137	15 - Duncan	9 - Duncan
10/29	NEW ORLEANS	W	102-86	4-3	15,215	17 - Duncan	7 - Duncan 7 - Ginobili



SPURS ALL-TIME PRESEASON RESULTS

2005-06 PRESEASON (2-7)

--- SPURS LEADERS ---

DATE	OPPONENT	W/L	SCORE	REC.	ATTEND.	POINTS	REBOUNDS
10/10	at Miami	L	101-103	0-1	19,600	16 – Duncan	10 – Duncan
10/12	at Philadelphia (Columbia)	L	88-100	0-2	11,624	18 – Sanders	8 – Duncan 8 – Nesterovic
10/13	WASHINGTON (Winston-Salem)	L	91-95	0-3	10,657	20 – Udrih	13 – Duncan
10/15	HOUSTON	L	87-95	0-4	18,797	19 – Duncan	7 – Nesterovic
10/18	at Indiana	L	81-94	0-5	11,725	11 – Parker	8 – Marks
10/20	at NO/OKLA. City	W	97-90	1-5	13,786	15 – Duncan	14 – Duncan
10/22	NEW YORK	L	90-96	1-6	18,797	21 – Parker	10 – Duncan
10/25	INDIANA	L	86-97	1-7	15,604	29 – Duncan	10 – Duncan
10/27	PHILADELPHIA	W	101-98	2-7	16,075	26 – Duncan	12 – Duncan

2006-07 PRESEASON (4-3)

--- SPURS LEADERS ---

DATE	OPPONENT	W/L	SCORE	REC.	ATTEND.	POINTS	REBOUNDS
10/10	at Adecco (Lyon, France)	W	115-90	1-0	9,741	26 – Parker	6 – Elson
10/12	at Maccabi (Paris, France)	W	97-84	2-0	16,420	27 – Parker	11 – Duncan
10/14	ORLANDO	L	87-92	2-1	18,797	14 – Ginobili	6 – Duncan 6 – Barry
10/19	CHICAGO	L	67-99	2-2	16,224	11 – Duncan	9 – Elson
10/21	MIAMI	W	103-93	3-2	18,009	17 – Parker	7 – Duncan
10/22	at Houston	L	72-93	3-3	14,337	11 – Bonner 11 – Finley	9 – Barry
10/27	DALLAS	W	100-79	4-3	17,294	20 – Parker	9 – Elson

2007-08 PRESEASON (5-2)

--- SPURS LEADERS ---

DATE	OPPONENT	W/L	SCORE	REC.	ATTEND.	POINTS	REBOUNDS
10/9	at Dallas	L	67-88	0-1	19,775	14 – Barry 14 – Bonner 14 – Ginobili	9 – Bonner
10/12	PANATHINAIKOS	W	113-91	1-1	17,144	20 – Duncan	8 – Oberto
10/18	GOLDEN STATE	W	116-111	2-1	14,870	14 – Washington	9 – Washington
10/20	DETROIT	W	104-80	3-1	18,452	16 – Barry	8 – Udoka
10/23	at Miami	W	104-87	4-1	19,600	22 – Ginobili	11 – Duncan
10/25	at Orlando	L	90-99	4-2	14,825	21 – Ginobili	7 – Duncan
10/28	HOUSTON	W	99-92	5-2	16,864	16 – Finley	6 – Bonner 6 – Duncan 6 – Udoka

2008-09 PRESEASON (3-4)

--- SPURS LEADERS ---

DATE	OPPONENT	W/L	SCORE	REC.	ATTEND.	POINTS	REBOUNDS
10/9	at Houston	L	78-85	0-1	12,642	10 – Hairston	7 – Udoka
10/10	NEW ORLEANS	L	84-89	0-2	18,047	12 – Duncan	6 – Tolliver
10/14	at Detroit (Grand Rapids, MI)	L	86-64	1-2	10,786	13 – Farmer	8 – Duncan
10/16	at Cleveland	W	91-70	2-2	18,410	16 – Duncan	13 – Duncan
10/18	INDIANA	W	106-98	3-2	17,771	19 – Parker	9 – Oberto
10/22	WASHINGTON	L	95-100	3-3	14,344	20 – Duncan	8 – Duncan
10/24	MIAMI	L	93-96	3-4	18,077	16 – Parker	7 – Udoka



SPURS ALL-TIME PRESEASON RESULTS

2009-10 PRESEASON (4-3)

--- SPURS LEADERS ---

DATE	OPPONENT	W/L	SCORE	REC.	ATTEND.	POINTS	REBOUNDS
10/6	HOUSTON	L	85-99	0-1	15,545	16 – Blair	19 – Blair
10/9	OLMPIACOS	W	107-89	1-2	17,677	17 – Hill	5 – Duncan 5 – McDyess
10/11	at Miami	W	95-93	2-1	10,064	28 – Blair	4 – Blair 4 – Hairston 4 – Ratliff
10/14	L.A. CLIPPERS	L	90-93	2-2	15,498	15 – Jefferson	12 – Blair
10/16	CLEVELAND	W	105-98	3-2	17,186	22– Parker	9 – Duncan
10/20	at Oklahoma City (Austin, TX)	W	119-102	4-2	10,290	20 –Finley	10 – Blair 10 – Duncan
10/23	at Indiana (Bloomington, ID)	L	112-114	4-3	8,029	21 – Hill	11 – Duncan

2010-11 PRESEASON (4-3)

--- SPURS LEADERS ---

DATE	OPPONENT	W/L	SCORE	REC.	ATTEND.	POINTS	REBOUNDS
10/7	at Houston	L	87-90	0-1	13,035	10 – Hill 10 – Parker	8 – Blair 8 – Cousin
10/9	MIAMI	W	90-73	1-1	18,581	13 – Blair	7 – Blair
10/12	at L.A. Clippers (Mexico City)	W	100-99	2-1	18,674	21 – Blair	13 – Duncan
10/14	at Cleveland	L	80-106	2-2	5,121	10 – Neal	11 – Blair
10/16	VITORIA CAJA LABORAL	W	108-85	3-2	15,373	22– Parker	12 – Blair
10/18	OKLAHOMA CITY	L	102-111	3-3	14,687	17 – Ginobili 17 – Parker	9 – Blair
10/21	HOUSTON	W	111-103	4-3	15,356	17 – Blair	10 – Duncan

2011-12 PRESEASON (1-1)

--- SPURS LEADERS ---

DATE	OPPONENT	W/L	SCORE	REC.	ATTEND.	POINTS	REBOUNDS
12/17	at Houston	L	87-101	0-1	12,859	16 – Blair 16 – Ginobili	7 – Blair
12/12	HOUSTON	W	97-95	1-1	17,323	19 – Duncan	5 – Lawal 5 – Ford

2012-13 PRESEASON (4-3)

--- SPURS LEADERS ---

DATE	OPPONENT	W/L	SCORE	REC.	ATTEND.	POINTS	REBOUNDS
10/6	SIENNA	W	106-77	1-0	13,924	11 - Neal	7 - Powell
10/10	ATLANTA	W	101-99	2-0	14,123	14 - Powell	8 - Curry 8 - Diaw
10/12	DENVER	L	91-97	2-1	17,948	21 - Duncan	8 - Duncan 8 - Leonard
10/14	at Houston	W	116-107	3-1	10,911	17 - Witherspoon	6 - 3 Players
10/20	at Miami	L	101-104	3-2	19,600	17 - Green	6 - Powell 6 - Duncan
10/21	at Orlando	L	100-104	3-3	17,012	13 - Green	5 - Blair, Splitter
10/26	WASHINGTON	W	100-85	4-3	17,842	16 - Duncan 16 - Jackson	13 - Duncan



SPURS ALL-TIME PRESEASON RESULTS

2013-14 PRESEASON (3-3)

						--- SPURS LEADERS ---	
DATE	OPPONENT	W/L	SCORE	REC.	ATTEND.	POINTS	REBOUNDS
10/9	CSKA MOSCOW	W	95-93	1-0	14,093	11 - Ginobili 11 - Mills	8 - Ayres
10/13	PHOENIX	L	99-106	1-1	16,023	12 - Duncan	7 - Fells
10/14	at Denver	L	94-98	1-2	14,671	13 - Leonard 13 - Joseph	12 - Leonard
10/17	at Atlanta	W	106-104	2-2	8,116	17 - Parker	8 - Duncan
10/19	at Miami	L	96-121	2-3	20,080	17 - Leonard	7 - Baynes
10/22	ORLANDO	W	101-123	3-3	16,326	22 - Mills	7 - Duncan

2014-15 PRESEASON (2-5)

						--- SPURS LEADERS ---	
DATE	OPPONENT	W/L	SCORE	REC.	ATTEND.	POINTS	REBOUNDS
10/8	at Alba Berlin (Germany)	L	93-94	0-1	14,504	28 - Parker	10 - Duncan
10/11	at Fenerbahce Ulker (Turkey)	W	96-90	1-1	12,191	23 - Duncan	8 - Ginobili
10/16	at Phoenix	L	90-121	1-2	13,552	17 - Daye	8 - Anderson
10/18	MIAMI	L	108-111 (OT)	1-3	18,581	18 - Belinelli	9 - Ayres
10/20	SACRAMENTO	W	106-99	2-3	15,703	15 - Ayres	8 - Ginobili
10/22	ATLANTA	L	107-117	2-4	16,711	17 - Parker	7 - Duncan
10/24	at Houston	L	87-96	2-5	18,305	19 - Belinelli	10 - Duncan

2015-16 PRESEASON (2-4)

						--- SPURS LEADERS ---	
DATE	OPPONENT	W/L	SCORE	REC.	ATTEND.	POINTS	REBOUNDS
10/8	at Sacramento	L	92-95	0-1	14,083	16 - Leonard	5 - Leonard/Simmons/Butler
10/12	at Miami	L	94-97	0-2	19,600	17 - Aldridge	8 - Aldridge
10/14	at Atlanta	L	86-100	0-3	11,801	20 - Leonard	8 - Leonard 8 - West
10/18	Detroit	W	96-92	1-3	17,396	21 - Leonard	10 - Duncan
10/20	Phoenix	L	84-104	1-4	15,774	14 - Leonard	6 - Aldridge
10/23	Houston	W	111-86	2-4	18,059	19 - Aldridge 19 - Green	6 - Duncan 6 - Marjanovic

2016-17 PRESEASON (4-2)

						--- SPURS LEADERS ---	
DATE	OPPONENT	W/L	SCORE	REC.	ATTEND.	POINTS	REBOUNDS
10/3	at Phoenix	L	81-96	0-1	8,076	17 - Leonard	7 - Forbes
10/8	Atlanta	W	102-91	1-1	18,555	15 - Parker	6 - Aldridge
10/10	at Detroit	W	86-81	2-1	12,103	20 - Leonard	9 - Aldridge
10/12	at Orlando	W	95-89	3-1	15,092	14 - Gasol	7 - Dedmon
10/14	Miami	L	100-108	3-2	18,418	11 - Leonard 11 - Dedmon	7 - Anderson
10/21	Houston	W	114-99	4-2	18,418	19 - Forbes	9 - Gasol





SAN ANTONIO SPURS

2017-18 REGULAR SEASON SCHEDULE



*ALL TIMES CENTRAL

DAY	DATE	OPPONENT	TIME*
Wed.	18-Oct-17	Minnesota	8:30 PM
Sat.	21-Oct-17	at Chicago	7:00 PM
Mon.	23-Oct-17	Toronto	7:30 PM
Wed.	25-Oct-17	at Miami	7:00 PM
Fri.	27-Oct-17	at Orlando	6:00 PM
Sun.	29-Oct-17	at Indiana	3:30 PM
Mon.	30-Oct-17	at Boston	6:30 PM
Thu.	2-Nov-17	Golden State	7:00 PM
Fri.	3-Nov-17	Charlotte	7:30 PM
Sun.	5-Nov-17	Phoenix	6:00 PM
Tue.	7-Nov-17	L.A. Clippers	7:30 PM
Fri.	10-Nov-17	Milwaukee	8:00 PM
Sat.	11-Nov-17	Chicago	7:30 PM
Tue.	14-Nov-17	at Dallas	7:30 PM
Wed.	15-Nov-17	at Minnesota	7:00 PM
Fri.	17-Nov-17	Oklahoma City	7:00 PM
Mon.	20-Nov-17	Atlanta	7:30 PM
Wed.	22-Nov-17	at New Orleans	7:00 PM
Sat.	25-Nov-17	at Charlotte	6:00 PM
Mon.	27-Nov-17	Dallas	7:30 PM
Wed.	29-Nov-17	Memphis	7:30 PM
Fri.	1-Dec-17	at Memphis	7:00 PM
Sun.	3-Dec-17	at Oklahoma City	6:00 PM
Mon.	4-Dec-17	Detroit	7:30 PM
Wed.	6-Dec-17	Miami	7:30 PM
Fri.	8-Dec-17	Boston	8:30 PM
Sat.	9-Dec-17	at Phoenix	8:00 PM
Tue.	12-Dec-17	at Dallas	8:30 PM
Fri.	15-Dec-17	at Houston	8:30 PM
Sat.	16-Dec-17	Dallas	7:30 PM
Mon.	18-Dec-17	L.A. Clippers	7:30 PM
Wed.	20-Dec-17	at Portland	9:00 PM
Thu.	21-Dec-17	at Utah	9:30 PM
Sat.	23-Dec-17	at Sacramento	9:00 PM
Tue.	26-Dec-17	Brooklyn	7:30 PM
Thu.	28-Dec-17	New York	7:30 PM
Sat.	30-Dec-17	at Detroit	6:00 PM
Tue.	2-Jan-18	at New York	6:30 PM
Wed.	3-Jan-18	at Philadelphia	6:00 PM
Fri.	5-Jan-18	Phoenix	7:30 PM
Sun.	7-Jan-18	at Portland	8:00 PM

DAY	DATE	OPPONENT	TIME*
Mon.	8-Jan-18	at Sacramento	9:00 PM
Thu.	11-Jan-18	at L.A. Lakers	9:30 PM
Sat.	13-Jan-18	Denver	7:30 PM
Mon.	15-Jan-18	at Atlanta	2:00 PM
Wed.	17-Jan-18	at Brooklyn	6:30 PM
Fri.	19-Jan-18	at Toronto	6:00 PM
Sun.	21-Jan-18	Indiana	6:00 PM
Tue.	23-Jan-18	Cleveland	7:00 PM
Wed.	24-Jan-18	at Memphis	7:00 PM
Fri.	26-Jan-18	Philadelphia	7:30 PM
Sun.	28-Jan-18	Sacramento	6:00 PM
Tue.	30-Jan-18	Denver	7:30 PM
Thu.	1-Feb-18	Houston	7:00 PM
Sat.	3-Feb-18	Utah	8:00 PM
Wed.	7-Feb-18	at Phoenix	9:30 PM
Sat.	10-Feb-18	at Golden State	7:30 PM
Mon.	12-Feb-18	at Utah	8:00 PM
Tue.	13-Feb-18	at Denver	9:30 PM
Fri.	23-Feb-18	at Denver	8:00 PM
Sun.	25-Feb-18	at Cleveland	2:30 PM
Wed.	28-Feb-18	New Orleans	7:30 PM
Sat.	3-Mar-18	L.A. Lakers	8:00 PM
Mon.	5-Mar-18	Memphis	7:30 PM
Thu.	8-Mar-18	at Golden State	9:30 PM
Sat.	10-Mar-18	at Oklahoma City	7:30 PM
Mon.	12-Mar-18	at Houston	7:00 PM
Tue.	13-Mar-18	Orlando	7:30 PM
Thu.	15-Mar-18	New Orleans	7:30 PM
Sat.	17-Mar-18	Minnesota	7:30 PM
Mon.	19-Mar-18	Golden State	8:30 PM
Wed.	21-Mar-18	Washington	8:30 PM
Fri.	23-Mar-18	Utah	7:30 PM
Sun.	25-Mar-18	at Milwaukee	2:30 PM
Tue.	27-Mar-18	at Washington	6:00 PM
Thu.	29-Mar-18	Oklahoma City	7:00 PM
Sun.	1-Apr-18	Houston	2:30 PM
Tue.	3-Apr-18	at L.A. Clippers	9:30 PM
Wed.	4-Apr-18	at L.A. Lakers	9:30 PM
Sat.	7-Apr-18	Portland	8:00 PM
Mon.	9-Apr-18	Sacramento	7:30 PM
Wed.	11-Apr-18	at New Orleans	7:00 PM

PRESEASON SCHEDULE

Mon.	2-Oct-17	at Sacramento	9:30 PM
Fri.	6-Oct-17	Sacramento	7:30 PM
Sun.	8-Oct-17	Denver	3:00 PM
Tues.	10-Oct-17	Orlando	7:30 PM
Fri.	13-Oct-17	at Houston	7:00 PM

The 2017-18 Spurs Season is presented by H-E-B.

